Data sheet del prodotto

Nr. Art. 99.205.9996.0

Pin strip PCB 8113 S / 5 G OB OF



Nr. Art.	99.205.9996.0
EAN	4015573275904
Quantità per ordine	50 Pezzo

Certificati/Approvazioni

Dati tecnici

Generale

Passo	5 mm
Processo a saldare	Saldatura a onda
Imballo	Scatola
Numero di poli	5
Numero di piani	1
Siglatura	No
Fissaggio	senza
Direzione di inserzione rispetto al c.s.	90°

Dati tecnici

Corrente nominale	12 A
Categoria di sovratensione I	1000 V
Categoria di sovratensione II	400 V
Categoria di sovratensione III	250 V
Tensione nominale di tenuta	4 kV

Dati tecnici UL/CSA

Tensione UL	300 V
Field wiring di corrente	15 A
Factory wiring di corrente	15 A
Tensione CSA	300 V
Corrente CSA	15 A

Altro

Tipo di materiale isolante	Termoplastico
Colore	grigio

Altezza	12 mm
Lunghezza	25 mm
Profondità	8,4 mm
Materiale contatto base	CuZn
Materiale contatto superficie	Sn

Montaggio

Nr. Art.	Tipo	Descrizione
25.220.3553.0	Presa PCB 8113 B / 5 TOP OB	
25.220.0553.0	Presa PCB 8113 B / 5 TOP	
01.060.3553.0	Presa PCB 8113 BK / 5 OB	
01.060.0553.0	Presa PCB 8113 BK / 5	
25.320.3553.0	Presa PCB 8113 B / 5 OB	
25.320.0553.0	Presa PCB 8113 B / 5	
25.325.3553.0	Presa PCB 8113 B / 5 VR OB	
25.325.0553.0	Presa PCB 8113 B / 5 VR	
25.326.3553.0	Presa PCB 8113 B / 5 VL OB	
25.326.0553.0	Presa PCB 8113 B / 5 VL	
25.820.3553.0	Presa PCB 8113 BFK / 5 TOP OB	
25.820.0553.0	Presa PCB 8113 BFK / 5 TOP	

Disegno tecnico

These dimensions will be especially checked at delivery

Only inspection dimensions

With /E marked dimensions are only valid for internal use

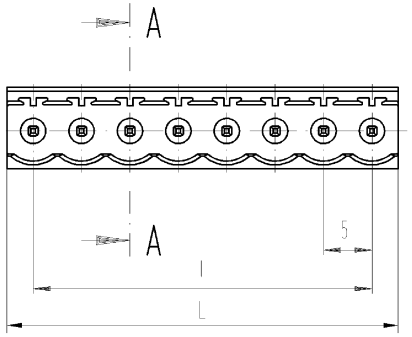

Weitergabe sowie Vervielfältigung dieses Dokuments, Verwertung und Mitteilung seines Inhalts sind verboten, soweit nicht ausdrücklich gestattet.
The reproduction, distribution and utilization of this document as well as the communication of its contents to others without express autorization is prohibited.

Schnitt A-A
section A-A

gezeichnete Ausführung: 8-polig
drawn version 8 poles

Diese Maße werden bei Abnahme besonders geprüft

Ausschließlich Prüfmaße

Mit /E gekennzeichnete Maße sind nur für interne Zwecke gültig

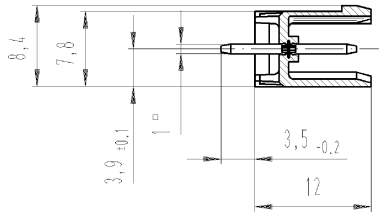

Weitere Daten siehe Katalog
further data see catalog

Teile-Nr. part no.	Pol-zahl pole	L	l	Typ type	Teile-Nr. part no.	Pol-zahl pole	L	l	Typ type
99.202.9996.0	2	10,0	5	8113S/ 2G OB GR OF	99.213.9996.0	13	65,0	60	8113S/13G OB GR OF
99.203.9996.0	3	15,0	10	8113S/ 3G OB GR OF	99.214.9996.0	14	70,0	65	8113S/14G OB GR OF
99.204.9996.0	4	20,0	15	8113S/ 4G OB GR OF	99.215.9996.0	15	75,0	70	8113S/15G OB GR OF
99.205.9996.0	5	25,0	20	8113S/ 5G OB GR OF	99.216.9996.0	16	80,0	75	8113S/16G OB GR OF
99.206.9996.0	6	30,0	25	8113S/ 6G OB GR OF	99.217.9996.0	17	85,0	80	8113S/17G OB GR OF
99.207.9996.0	7	35,0	30	8113S/ 7G OB GR OF	99.218.9996.0	18	90,0	85	8113S/18G OB GR OF
99.208.9996.0	8	40,0	35	8113S/ 8G OB GR OF	99.219.9996.0	19	95,0	90	8113S/19G OB GR OF
99.209.9996.0	9	45,0	40	8113S/ 9G OB GR OF	99.220.9996.0	20	100,0	95	8113S/20G OB GR OF
99.210.9996.0	10	50,0	45	8113S/10G OB GR OF	99.221.9996.0	21	105,0	100	8113S/21G OB GR OF
99.211.9996.0	11	55,0	50	8113S/11G OB GR OF	99.222.9996.0	22	110,0	105	8113S/22G OB GR OF
99.212.9996.0	12	60,0	55	8113S/12G OB GR OF	99.223.9996.0	23	115,0	110	8113S/23G OB GR OF
					99.224.9996.0	24	120,0	115	8113S/24G OB GR OF

Tolerierung nach DIN 7167/Tolerance system acc. to DIN 7167.
[This DIN-standard desbribes the envelope principle. According to the envelope principle the deviations of form and parallelism are limited by the size tolerances].

ja/yes ☒ Stoffverbots- und Deklarationsliste nach UU-TQM-05/03 ist einzuhalten.
Conformity with Wieland document UU-TQM-05/03 [list of prohibited / declarable hazardous substances] to be declared!

Freitoleranz nach
General tolerance

CAD - Zeichnung, keine manuellen Änderungen
CAD - drawing, no manual modifications allowed

1.Verwendung: -
First Use:

Blatt: 1 von 1
Sheet: 1 of 1

Werkstoff/Material

	2005	Tag/Date	Name
gezeichnet drawn		14.10.	Schmitt J.
geprüft checked		-	-
Normgepr. Stand. check		-	-

Maßstab/Scale: 2:1

Zeichnung Nr./Drawing No.: T 99.202.9996.0 01K

Index

Maße in mm/Dimensions are in mm

Vol. mm³ Oll./Surf. mm² Ersatz für/Replacement for: -

wieland
Elektrische Verbindungen

Type: 8113 S / ..G OB GR OF

Benennung/Title: LP_GEHAEUSESTIFTLEISTE
Rastermaß 5 Farbe:grau / pitch 5 colour: grey
PCB header

Index	Datum / Blatt Date / Sheet
Änderung/Revision	

QU-PEM-08/91

99202999600 1K_2 CADW1096 Schr 2005-10-17T11:49:47+01:00:00:00