Data sheet del prodotto

Nr. Art. 96.165.2153.6

# Connettore da pannello RST20I6C B1 M13V TB04

RST® CLASSIC Connettore da pannello, Modular, angled 7°, M16, Numero di poli 6, Esecuzione Presa, Tipo di attacco Crimpare, Tensione nominale 250 V / 400 V, Corrente nominale 20 A, Colore della codifica / inserto Blu turchese



| | |
|---|---|
| Nr. Art. | 96.165.2153.6 |
| EAN | 4049088424670 |
| Quantità per ordine | 100 Pezzo |

## Certificati/Approvazioni

## Dati tecnici

**Nota**

| | |
|---|---|
| Nota | I contatti a crimpare devono essere ordinati separatamente (sotto si adattano a)Posizionamento realizzato con filetto appiattito3 Poli max. 20A, 3 Poli max. 5A |

**Generale**

| | |
|---|---|
| Corrente nominale | 20 A |
| Tensione nominale | 250 V / 400 V |
| Grado di inquinamento | 3 |
| Tensione nominale di tenuta | 4 kV |
| Resistenza di contatto | 0,65 mOhm |
| Bloccabile | autobloccante (può essere sbloccato con un attrezzo) |
| Colore della codifica / inserto | Blu turchese |
| Marcatura del polo | L, N, PE, 1, 2, Ls |
| Colore dell'adattatore separato (se presente) | Nero |

**Dati di connessione**

| | |
|---|---|
| Sezione cavo flessibile max. | 2,5 mm² |
| Sezione cavo flessibile 2 (min) | 0,75 mm² |
| Attacchi per polo | 1 |
| Lunghezza di spelatura | 7 mm |

**Esecuzione**

| | |
|---|---|
| Esecuzione | Presa |
| Tipo di attacco | Crimpare |
| Attacco filettatura | M16 |
| Direzione plug-in | a 90° |
| Inclinazione | 7 ° |
| Grado di protezione (IP) | IP66/68 (3m;2h) /IP69 |
| Spessore della custodia (min.) | 0,5 mm |
| Spessore della custodia (max) | 8 mm |

**Materiale**

| | |
|---|---|
| Materiale della custodia | Poliammide |
| Privo di alogeni | sì |
| Materiale del contatto | CuZn |
| Carico di infiammabilità | 0,258 kWh/St |
| Resistenza alla temperatura continua dei componenti isolati | 100 °C |
| Trattamento superficie | Placcato argento |

**Dimensioni**

| | |
|---|---|
| Lunghezza | 86 mm |
| larghezza | 34,6 mm |
| Altezza | 34,6 mm |

## Accessori

| Nr. Art. | Tipo | Descrizione |
|---|---|---|
| 06.562.8753.0 | Sblocco manuale RST20i7 BG | |
| 02.127.1121.8 | Contatto presa CRIMP RST20i6/i7 1,0QMM | |
| 02.127.1221.8 | Contatto presa CRIMP RST20i6/i7 1,5QMM | |
| 02.127.1321.8 | Contatto presa CRIMP RST20i6/i7 2,5QMM | |
| 99.589.0000.7 | Coperchio per prese SW | |
| Z5.569.5253.1 | Coperchio per prese SW | |

Disegno tecnico

A
Weitergabe sowie Vervielfältigung dieses Dokuments, Verwertung und Mitteilung seines Inhalts sind verboten, soweit nicht ausdrücklich gestattet.
The reproduction, distribution and utilization of this document as well as the communication of its contents to others without express authorization is prohibited.

B
These dimensions will be especially checked at delivery
Only inspection dimensions
With /E marked dimensions are only valid for internal use

C
Diese Maße werden bei Abnahme besonders geprüft
Ausschließlich Prüfmaße
Mit /E gekennzeichnete Maße sind nur für interne Zwecke gültig

D

E

F

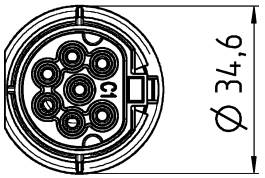


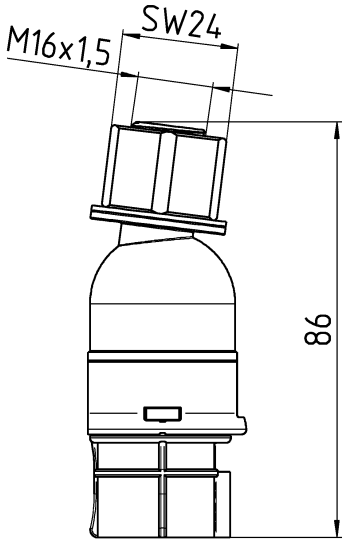


Auslieferungszustand
/delivery status

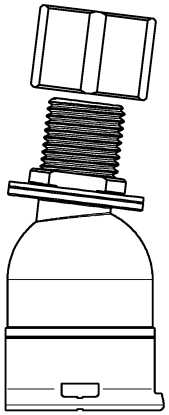

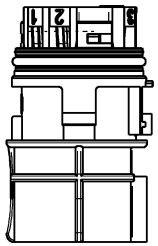

| Teile-Nr./ Part no. | Typ/ Type | Kodierung/ coding |
|---|---|---|
| 96.175.2153.0 | RST20I7C B1 M13V GL | 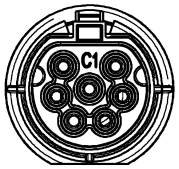 |
| 96.175.2153.1 | RST20I7C B1 M13V SW | |
| 96.175.2153.9 | RST20I7C B1 M13V BL07 | 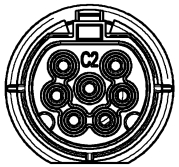 |
| 96.165.2153.6 | RST20I6C B1 M13V TB04 | 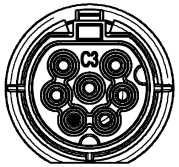 |
| 96.175.2153.6 | RST20I7C B1 M13V TB04 | 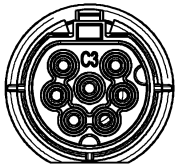 |

1:2

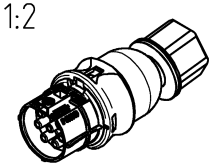

● = Pol verschlossen /pole closed

Tolerierung Size ISO 14405 Ⓔ / Tolerance system Size ISO 14405 Ⓔ.
(This ISO-standard describes the envolope principle. According to the envolope principle the deviations of form and parallelism are limited by the size tolerances).

ja/yes ☒ Stoffverbots- und Deklarationsliste nach WN 5020.010 ist einzuhalten. Conformity with Wieland document WN 5020.010 e (list of prohibited / declarable hazardous substances) to be declared!

Freitoleranz nach General tolerance

CAD - Zeichnung, keine manuellen Änderungen
CAD - drawing, no manual modifications allowed

1. Verwendung: First Use:

Blatt: 1 von 1
Sheet: 1 of 1

Werkstoff / Material

Maßstab / Scale: 1:1

Vol. mm³ Oft./Srf. mm²

Ersatz für / Replacement for:

| | Tag/Date | Name |
|---|---|---|
| gezeichnet drawn | 17.11.2017 | Hollet |
| geprüft checked | | |
| Normgeor. Stand. check | | |

Zeichnung Nr. / Drawing No.: 96.175.2153.0 13K

Index: a

Maße in mm / Dimensions are in mm

| Index | Datum / Blatt Date / Sheet |
|---|---|
| / | |
| / | |
| / | |
| / | |
| / | |
| / | |
| a | 14.05.2018 / |

Änderung / Revision

wieland
www.wieland-electric.com

Type: RST20

Bennenung/Title: BU_CRIMP
female, crimp