Data sheet del prodotto

Nr. Art. 9L.162.2253.6

Connettore da pannello RST20I6C 21 M01V TB04



Nr. Art.	9L.162.2253.6
EAN	4049088474637
Quantità per ordine	100 Pezzo

Approvazioni

Dati tecnici

Nota

Nota	Crimp contacts have to ordered separately (under fits with)Positioning realised with flattened thread

Generale

Corrente nominale	20 A
Tensione nominale	250 V / 400 V
Grado di inquinamento	3
Tensione nominale di tenuta	4 kV
Resistenza di contatto	0,65 mOhm
Bloccabile	
Colore della codifica / inserto	Blu turchese
Marcatura dei poli	L, N, PE, 1, 2, Ls
Colore dell'adattatore separato (se presente)	Nero

Dati di connessione

Sezione cavo flessibile max.	2,5 mm²
Sezione cavo flessibile 2 (min)	0,75 mm²
Attacchi per polo	1
Lunghezza di spelatura	7 mm

Esecuzione

Esecuzione	Spina
Tipo di attacco	Crimp
Attacco filettatura	M25
Direzione plug-in	diritto
Grado di protezione (IP)	IP66/68 (3m;2h) /IP69
Sigillato longitudinalmente	sì
Spessore della custodia 2 (min.)	0,5 mm
Spessore della custodia (max)	8 mm

Materiale

Materiale della custodia	Poliammide
Privo di alogeni	sì
Materiale del contatto	CuZn
Classe di infiammabilità	0,238 kWh
Resistenza alla temperatura continua dei componenti isolati	100 °C
Trattamento superficie	Placcato argento

Dimensioni

Lunghezza	69 mm
larghezza	34,6 mm
Altezza	34,6 mm

Accessori

Nr. Art.	Tipo	Descrizione
05.546.3921.8	Contatto spina CRIMP RST20i6/i7 1,0QMM	
05.546.4021.8	Contatto spina CRIMP RST20i6/i7 1,5QMM	
05.546.4121.8	Contatto spina CRIMP RST20i6/i7 2,5QMM	
99.591.0000.7	Coperchio per spine SW	
Z5.569.5353.1	Coperchio per spine SW	

Disegno tecnico

Weitergabe sowie Vervielfältigung dieses Dokuments, Verwertung und Mitteilung seines Inhalts sind verboten, soweit nicht ausdrücklich gestattet.
The reproduction, distribution and utilization of this document as well as the communication of its contents to others without express authorization is prohibited.

These dimensions will be especially checked at delivery
Only inspection dimensions
With /E marked dimensions are only valid for internal use

Diese Maße werden bei Abnahme besonders geprüft
Ausschließlich Prüfmaße
Mit /E gekennzeichnete Maße sind nur für interne Zwecke gültig

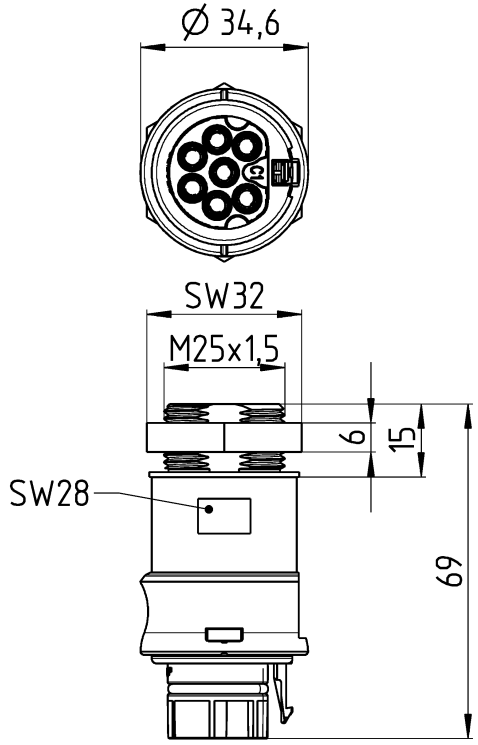

Auslieferungszustand
/delivery status

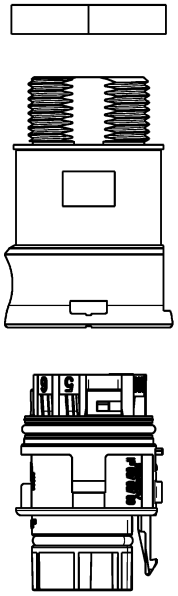

Teile-Nr./ Part no.	Typ/ Type	Kodierung/ coding
96.172.2253.0	RST20I7C S1 M01V GL	
96.172.2253.1	RST20I7C S1 M01V SW	
9L.172.2253.0	RST20I7C 21 M01V GL	
9L.172.2253.1	RST20I7C 21 M01V SW	
96.172.2253.9	RST20I7C S1 M01V BL07	
9L.172.2253.9	RST20I7C 21 M01V BL07	
96.162.2253.6	RST20I6C S1 M01V TB04	
9L.162.2253.6	RST20I6C 21 M01V TB04	
96.172.2253.6	RST20I7C S1 M01V TB04	
9L.172.2253.6	RST20I7C 21 M01V TB04	

1:2

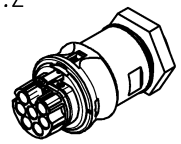

● = Pol verschlossen
/pole closed

Tolerierung Size ISO 14405 Ⓔ / Tolerance system Size ISO 14405 Ⓔ.
(This ISO-standard describes the envelope principle. According to the envelope principle the deviations of form and parallelism are limited by the size tolerances).

ja/yes ☒ Stoffverbots- und Deklarationsliste nach WN 5020.010 ist einzuhalten. Conformity with Wieland document WN 5020.010 e (list of prohibited / declarable hazardous substances) to be declared!

Freitoleranz nach
General tolerance

CAD - Zeichnung, keine manuellen Änderungen
CAD - drawing, no manual modifications allowed

1. Verwendung:
First Use:

Blatt: 1 von 1
Sheet: 1 of 1

Werkstoff / Material

Maßstab / Scale: 1:1

Vol. mm³ Oft./Srf. mm²

	Tag/Date	Name
gezeichnet / drawn	17.11.2017	Hollet
geprüft / checked		
Normgeor. Stand. check		

Zeichnung Nr. / Drawing No.: 96.172.2253.0 13K

Index: a

Maße in mm / Dimensions are in mm

Ersatz für / Replacement for:

Index	Datum / Blatt Date / Sheet	Änderung / Revision
a	14.05.2018 /	

wieland
www.wieland-electric.com

Type: RST20I

Bennenung/Title: ST_CRIMP
male, crimp