Data sheet del prodotto

Nr. Art. 9L.163.0153.6

Connettori RST20I6C 11 YR2 TB04



Nr. Art.	9L.163.0153.6
EAN	4049088425738
Quantità per ordine	100 Pezzo

Approvazioni

Dati tecnici

Nota

Nota	Crimp contacts have to ordered separately (under fits with)

Generale

Corrente nominale	20 A
Tensione nominale	250 V / 400 V
Tensione nominale di tenuta	4 kV
Serracavo	sì
Grado di inquinamento	3
Bloccabile	
Colore della codifica / inserto	Blu turchese
Marcatura dei poli	L, N, PE, 1, 2, Ls
Colore della custodia con serracavo	Nero

Dati di connessione

Diametro cavo max.	14 mm
Diametro cavo	10 mm
Sezione cavo flessibile max.	2,5 mm²
Sezione cavo flessibile 2 (min)	0,75 mm²
Attacchi per polo	1
Lunghezza sguainatura	32 mm
Lunghezza di spelatura	7 mm

Esecuzione

Esecuzione	Presa
Tipo di attacco	Crimp
Grado di protezione (IP)	IP66/68 (3m;2h) /IP69
Sigillatura longitudinale	sì

Materiale

Materiale della custodia	Poliammide
Privo di alogeni	sì
Materiale del contatto	CuZn
Classe di infiammabilità	0,35 kWh
Resistenza alla temperatura continua dei componenti isolati	100 °C
Trattamento superficie	Placcato argento

Dimensioni

Lunghezza	75,3 mm
larghezza	34,6 mm
Altezza	63,8 mm

Accessori

Nr. Art.	Tipo	Descrizione
06.562.8753.0	RST20i7 BG	
02.127.1121.8	Contatto presa CRIMP RST20i6/i7 1,0QMM	
02.127.1221.8	Contatto presa CRIMP RST20i6/i7 1,5QMM	
02.127.1321.8	Contatto presa CRIMP RST20i6/i7 2,5QMM	
99.589.0000.7	Coperchio per prese SW	
Z5.569.5253.1	Coperchio per prese SW	

Montaggio

Nr. Art.	Tipo	Descrizione
96.162.0153.6	Connettori RST20I6C S1 ZR2 TB04	
96.162.2153.6	Connettore da pannello RST20I6C S1 M03V TB04	
96.162.2053.6	Connettore da pannello RST20I6C S1 M00V TB04	
96.164.2053.6	Connettore da pannello RST20I6C S1 M90V TB04	
96.164.2253.6	Connettore da pannello RST20I6C S1 M91V TB04	
96.166.2153.6	Connettore da pannello RST20I6C S1 M13V TB04	
96.162.2253.6	Connettore da pannello RST20I6C S1 M01V TB04	

Disegno tecnico

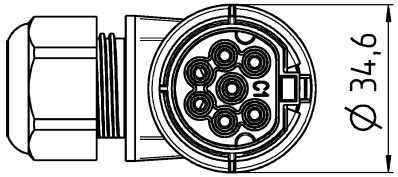

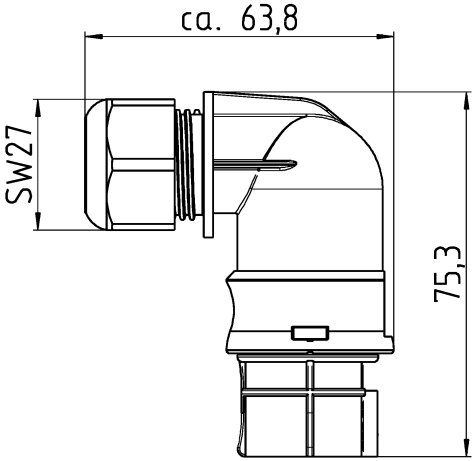

Auslieferungszustand
/delivery status

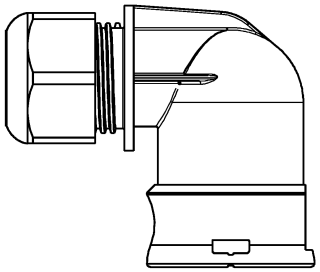

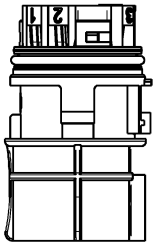

Teile-Nr./ Part no.	Typ/ Type		Kodierung/ coding
96.173.0153.0	RST20I7C B1 YR2	GL	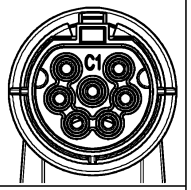
96.173.0153.1	RST20I7C B1 YR2	SW	
9L.173.0153.0	RST20I7C 11 YR2	GL	
9L.173.0153.1	RST20I7C 11 YR2	SW	
96.173.0153.9	RST20I7C B1 YR2	BL07	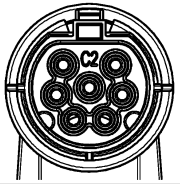
9L.173.0153.9	RST20I7C 11 YR2	BL07	
96.163.0153.6	RST20I6C B1 YR2	TB04	
9L.163.0153.6	RST20I6C 11 YR2	TB04	
96.173.0153.6	RST20I7C B1 YR2	TB04	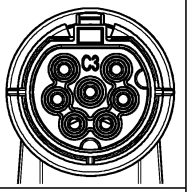
9L.173.0153.6	RST20I7C 11 YR2	TB04	

1:2

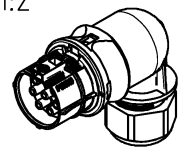

● = Pol verschlossen /pole closed

These dimensions will be especially checked at delivery
Only inspection dimensions
With /E marked dimensions are only valid for internal use

Diese Maße werden bei Abnahme besonders geprüft
Ausschließlich Prüfmaße
Mit /E gekennzeichnete Maße sind nur für interne Zwecke gültig

Weitergabe sowie Vervielfältigung dieses Dokuments, Verwertung und Mitteilung seines Inhalts sind verboten, soweit nicht ausdrücklich gestattet.
The reproduction, distribution and utilization of this document as well as the communication of its contents to others without express authorization is prohibited.

Tolerierung Size ISO 14405 Ⓔ / Tolerance system Size ISO 14405 Ⓔ.
(This ISO-standard describes the envelope principle. According to the envelope principle the deviations of form and parallelism are limited by the size tolerances).

ja/yes ☒ Stoffverbots- und Deklarationsliste nach WN 5020.010 ist einzuhalten. Conformity with Wieland document WN 5020.010 e (list of prohibited / declarable hazardous substances) to be declared!

Freitoleranz nach General tolerance

CAD - Zeichnung, keine manuellen Änderungen
CAD - drawing, no manual modifications allowed

1. Verwendung: First Use:

Blatt: 1 von 1
Sheet: 1 of 1

Werkstoff / Material

Maßstab / Scale: 1:1

Vol. mm³ Ofl./Srf. mm²

	Tag/Date	Name
gezeichnet drawn	17.11.2017	Hollet
geprüft checked		
Normgeor. Stand. check		

Zeichnung Nr. / Drawing No.: 96.173.0153.0 13K

Index: a

Maße in mm / Dimensions are in mm

Ersatz für / Replacement for:

Index	Datum / Blatt Date / Sheet	Änderung / Revision
a	14.05.2018 /	

wieland
www.wieland-electric.com

Type: RST20I

Bennenung/Title: BU_CRIMP
female, crimp