Data sheet del prodotto

Nr. Art. 41.051.3041.4

# Connettori RST08i5 S B1 ZR6SHL SG

RST® MICRO Connettori, diritto, Numero di poli 5, Presa, Tipo di attacco attacco a vite, Tensione nominale 50 V / 120 V, Corrente nominale 8 A, Diametro del cavo 5 - 10,6 mm, Colore della codifica / inserto Grigio ardesia




| | |
|---|---|
| Nr. Art. | 41.051.3041.4 |
| EAN | 4049088555534 |
| Quantità per ordine | 50 Pezzo |

## Certificati/Approvazioni

## Dati tecnici

**Nota**

| | |
|---|---|
| Nota | I terminali RST® con serraggio a vite consentono il collegamento di conduttori senza preparazione speciale (senza puntalini) secondo EN 60999-1. |

**Generale**

| | |
|---|---|
| Corrente nominale | 8 A |
| Tensione nominale | 50 V / 120 V |
| Tensione nominale di tenuta | 2,5 kV |
| Serracavo | sì |
| Grado di inquinamento | 3 |
| Codifica meccanica | sì |
| Bloccabile | autobloccante (può essere sbloccato con un attrezzo) |
| Colore della codifica / inserto | Grigio ardesia |
| Marcatura del polo | 1, 2, 3, 4, 5 |
| Colore della custodia con serracavo | Nero |
| RAL-Nummer Codierung/Kontakteinsatz | 7015 |

**Dati di connessione**

| | |
|---|---|
| Diametro cavo max. | 10,6 mm |
| Diametro cavo | 5 mm |
| Sezione cavo rigido | 1 mm² |
| Sezione cavo rigido 2 (min) | 0,2 mm² |
| Sezione cavo flessibile max. | 1 mm² |
| Sezione cavo flessibile 2 (min) | 0,22 mm² |
| Attacchi per polo | 1 |
| Lunghezza sguainatura | 22 mm |
| Lunghezza di spelatura | 6 mm |

**Esecuzione**

| | |
|---|---|
| Esecuzione | Presa |
| Tipo di attacco | attacco a vite |
| Grado di protezione (IP) | IP66/68 (3m;2h) /IP69 |

**Materiale**

| | |
|---|---|
| Materiale della custodia | Poliammide |
| Privo di alogeni | sì |
| Materiale del contatto | CuZn |
| Carico di infiammabilità | 0 kWh/St |
| Resistenza alla temperatura continua dei componenti isolati | 100 °C |
| Trattamento superficie | Placcato argento |

**Dimensioni**

| | |
|---|---|
| Lunghezza | 56 mm |
| larghezza | 20 mm |
| Altezza | 20 mm |

Disegno tecnico

(a) Hinweis / note

gezeichnete Ausführung 41.041.3053.1
/drawn version 41.041.3053.1

(1) Bereich bedruckt für Kodierungsfarbe
/area printed for coding colour




(b) Ø 6,5 - 10,6

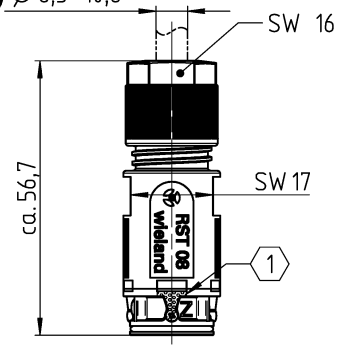


Weitere Daten siehe KATALOG oder eKatalog / additional data see CATALOG or eCATALOG: www.wieland-electric.com, eshop.wieland-electric.com

| Teilenummer /part number | längsdicht /longitudinal sealing | Typ / type (b) | Kodierungsfarbe /color of coding | Kodierung /coding | Polkennzeichnung /pole marking |
|---|---|---|---|---|---|
| 41.051.3053.1 | nein / no | RST08i5 S B1 ZR6 H SW | tiefschwarz, RAL 9005 /jet black, RAL 9005 | 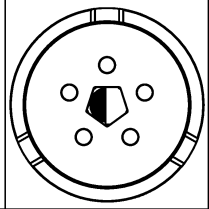 |   |
| 4L.051.3053.1 | ja / yes | RST08i5 S 11 ZR6 H SW | | | |
| 41.051.3043.9 | nein / no | RST08i5 S B1 ZR6SH BL | lichtblau, RAL 5012 /light blue, RAL5012 | 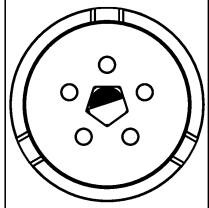 | 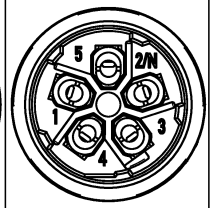  |
| 4L.051.3043.9 | ja / yes | RST08i5 S 11 ZR6SH BL | | | |
| 41.051.3041.4 | nein / no | RST08i5 S B1 ZR6SHL SG | schiefergrau, RAL 7015 /slate grey, RAL 7015 | 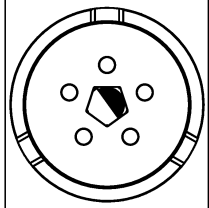 | 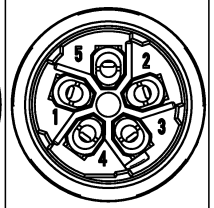  |
| 4L.051.3041.4 | ja / yes | RST08i5 S 11 ZR6SHL SG | | | |
| 41.051.3051.8 | nein / no | RST08i5 S B1 ZR6SHL KG | kieselgrau, RAL 7032 /pebble grey, RAL 7032 | 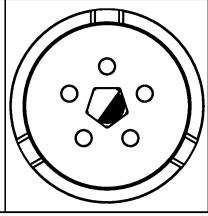 |   |
| 4L.051.3051.8 | ja / yes | RST08i5 S 11 ZR6SHL KG | | | |

Auslieferungszustand
/delivery status

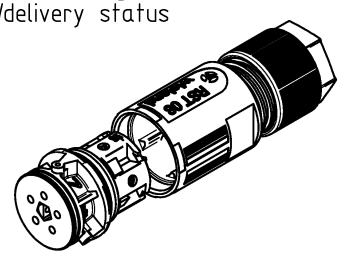


Tolerierung Size ISO 14405 Ⓔ / Tolerance system Size ISO 14405 Ⓔ.
(This ISO-standard describes the envolope principle. According to the envolope principle the deviations of form and parallelism are limited by the size tolerances).

ja/yes ☒ Stoffverbots- und Deklarationsliste nach WN 5020.010 ist einzuhalten. Conformity with Wieland document WN 5020.010 e (list of prohibited / declarable hazardous substances) to be declared!

Freitoleranz nach General tolerance: DIN ISO 2768 - m

CAD - Zeichnung, keine manuellen Änderungen / CAD - drawing, no manual modifications allowed

1. Verwendung: / First Use:

Blatt: 1 von 1 / Sheet: 1 of 1

Werkstoff / Material

Maßstab / Scale: 1:1

gezeichnet / drawn: 07.02.2020 Hollet

Elektronische Freigabe / Electronic Release

Zeichnung Nr. / Drawing No.: T 41.051.3053.1 13K

Index: b

Maße in mm / Dimensions are in mm

Vol. mm³ Ofl./Srf. mm²

Ersatz für / Replacement for:

| Index | Datum / Blatt / Date / Sheet | Änderung / Revision |
|---|---|---|
| b | 24.01.2023 / | |
| a | 01.03.2022 / | |

wieland

Type: RST08i5

Bennenung/Title: BUCHSENTEIL_FA
female connector

Weitergabe sowie Vervielfältigung dieses Dokuments, Verwertung und Mitteilung seines Inhalts sind verboten, soweit nicht ausdrücklich gestattet. The reproduction, distribution and utilization of this document as well as the communication of its contents to others without express authorization is prohibited.

These dimensions will be especially checked at delivery
Only inspection dimensions
With /E marked dimensions are only valid for internal use

Diese Maße werden bei Abnahme besonders geprüft
Ausschließlich Prüfmaße
Mit /E gekennzeichnete Maße sind nur für interne Zwecke gültig