Data sheet del prodotto

Nr. Art. 25.320.1253.0

Presa PCB 8113 B / 12



Nr. Art.	25.320.1253.0
EAN	4015573181496
Quantità per ordine	50 Pezzo

Certificati/Approvazioni

Dati tecnici

Generale

Passo	5 mm
Tipo di attacco	attacco a vite
Processo a saldare	senza
Imballo	Scatola
Numero di poli	12
Siglatura	sì
Fissaggio	senza
Direzione di inserzione rispetto al cavo	180°

Dati tecnici

Sezione nominale	2,5 mm²
Corrente nominale	12 A
Categoria di sovratensione I	1000 V
Categoria di sovratensione II	400 V
Categoria di sovratensione III	250 V
Tensione nominale di tenuta	4 kV
Lunghezza di spelatura	6 mm

Dati di connessione

Sezione minima cavo rigido	0,14 mm²
Massima sezione cavo rigido	2,5 mm²
Sezione minima cavo flessibile	0,14 mm²
Massima sezione cavo flessibile	2,5 mm²
Lunghezza di spelatura	6 mm

Dati tecnici UL/CSA

Sezione UL	22-12 AWG
Tensione UL	300 V
Field wiring di corrente	15 A
Factory wiring di corrente	15 A
Sezione CSA	22-12 AWG
Tensione CSA	300 V
Corrente CSA	15 A

Altro

Tipo di materiale isolante	Termoplastico
Colore	grigio
Altezza	15 mm
Lunghezza	60 mm
Profondità	18,2 mm
Materiale vite di serraggio	Acciaio
Materiale contatto base	CuSn
Materiale contatto superficie	Sn
Coppia di serraggio	0,5 Nm

Disegno tecnico

gezeichnete Ausführung: 10-polig
drawn version 10-poles

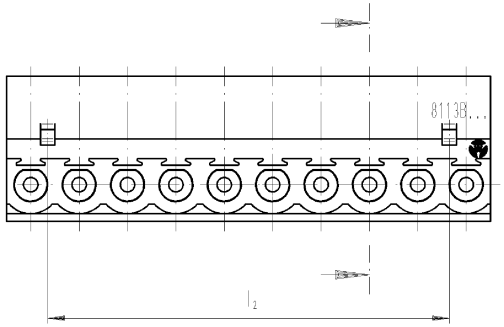

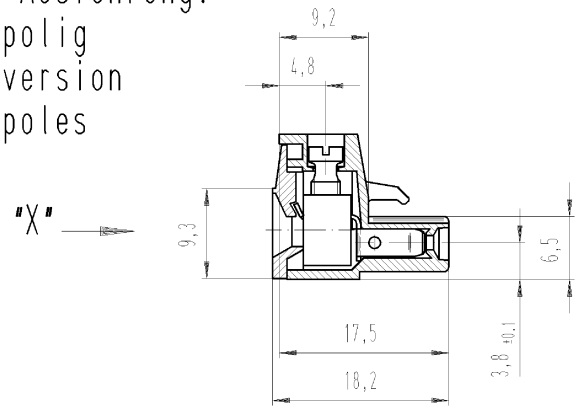

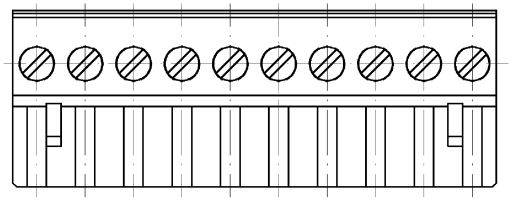

Ansicht "X"
view "X"

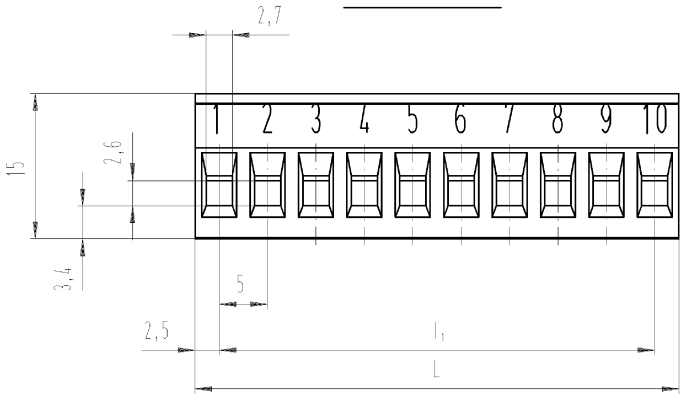

Weitere Daten siehe Katalog
further data see catalog

These dimensions will be especially checked at delivery
Only inspection dimensions
With /£ marked dimensions are only valid for internal use

Diese Maße werden bei Abnahme besonders geprüft
Ausschließlich Prüfmaße
Mit /£ gekennzeichnete Maße sind nur für interne Zwecke gültig

Artikel-Nr. part-no.	Pol-Z. pole	L	l_1	l_2	Typ type
25.320.0253.F	2	10	5	-	8113 B / 2
25.320.0353.F	3	15	10	6.5	8113 B / 3
25.320.0453.F	4	20	15	11.5	8113 B / 4
25.320.0553.F	5	25	20	16.5	8113 B / 5
25.320.0653.F	6	30	25	21.5	8113 B / 6
25.320.0753.F	7	35	30	26.5	8113 B / 7
25.320.0853.F	8	40	35	31.5	8113 B / 8
25.320.0953.F	9	45	40	36.5	8113 B / 9
25.320.1053.F	10	50	45	41.5	8113 B / 10
25.320.1153.F	11	55	50	46.5	8113 B / 11
25.320.1253.F	12	60	55	51.5	8113 B / 12
25.320.1353.F	13	65	60	56.5	8113 B / 13
25.320.1453.F	14	70	65	61.5	8113 B / 14
25.320.1553.F	15	75	70	66.5	8113 B / 15
25.320.1653.F	16	80	75	71.5	8113 B / 16
25.320.1753.F	17	85	80	76.5	8113 B / 17
25.320.1853.F	18	90	85	81.5	8113 B / 18
25.320.1953.F	19	95	90	86.5	8113 B / 19
25.320.2053.F	20	100	95	91.5	8113 B / 20
25.320.2153.F	21	105	100	96.5	8113 B / 21
25.320.2253.F	22	110	105	101.5	8113 B / 22
25.320.2353.F	23	115	110	106.5	8113 B / 23
25.320.2453.F	24	120	115	111.5	8113 B / 24

	Farbe: colour:
.F	
.0	grau / grey Bedruckung: schwarz printing: black
.1	schwarz / black Bedruckung: weiß printing: white
.7	grün / green Bedruckung: schwarz printing: black

Zulässige Abweichungen nach DIN 7167/Permissible deviations acc. to DIN 7167. (This DIN-standard desbribes the envelope principle. According to the envelope principle the deviations of form and parallelism are limited by the size tolerances).

ja/yes ☒ Stoffverbots- und Deklarationsliste nach UU-TGM-05/03 ist einzuhalten. Conformity with Wieland document UU-TGM-05/03 (list of prohibited / declarable hazardous substances) to be declared!

Freitoleranz nach General tolerance

CAD - Zeichnung, keine manuellen Änderungen
CAD - drawing, no manual modifications allowed

1.Verwendung: First Use: -

Blatt: Sheet: 1 von of 1

Werkstoff/Material

Maßstab/Scale 2:1

Vol. mm³ Ofl./Surf. mm²

	2005	Tag/Date	Name
gezeichnet drawn		27.07.	Schmitt
geprüft checked		-	-
Normgepr. Stand. check		-	-

Zeichnung Nr./Drawing No. T 25.320.0253.0 01K

Index

Maße in mm/Dimensions are in mm

Ersatz für/Replacement for: -

Index | Datum / Blatt Date / Sheet | Änderung/Revision

wieland
Elektrische Verbindungen

Type

Benennung/Title

LP_STECKKLEMME
indirekt steckbar, Schraubausführung Rastmaß 5
Pluggable PCB terminal rising cage clamp pitch 5

Weitergabe sowie Vervielfältigung dieses Dokuments, Verwertung und Mitteilung seines Inhalts sind verboten, soweit nicht ausdrücklich gestattet.
The reproduction, distribution and utilization of this document as well as the communication of its contents to others without express authorization is prohibited.

OU-PEM-08/91

25320025300K_4 CADM026 Schmitt 2005-07-27T09:33:32 1.000