product data sheet

item no. 55.503.1353.0

feed-through terminal WKM 2,5 F2 / 15/V0

Feed-through terminal with 0 for mounting on TS 15 , nominal cross section: 2.5 mm², width: 5 mm, color: grey



item no.	55.503.1353.0
EAN	4015573210301
order unit	100 piece(s)

certificates / approvals

technical data

general

nominal cross section	2.5 mm²
color	grey
number of levels	1
number of clamp positions per level	2
width/grid dimension	5 mm
insulating housing	PA666
inflammability class of insulation material acc. with UL94	V0
explosion-tested version "Ex e"	no
mounting method	DIN rail (top hat rail) 15 mm
terminal blocks for electrical installations	yes
Anzahl der Klemmstellen je Etage	2
Montageart	DIN rail (top hat rail) 15 mm
Brennbarkeitsklasse des Isolierstoffs	V0
Reihenklemmen für Installationsverteiler	yes

technical data

rated current	24 A
rated voltage	500 V
rated impulse voltage	6 kV
pollution degree	3
closing plate required	yes
type of insulation material	thermoplastic
length	40.5 mm

connection data

connection type 1	soldering flag connection
connection type 2	screw connection
minimum cross section solid	0.5 mm²

maximum cross section solid	4 mm²
minimum cross section fine stranded	0.5 mm²
maximum cross section fine stranded	2.5 mm²
wire strip length	9 mm
torque conductor mounting	0.4 Nm

accessories

item no.	type	description
Z7.215.4227.0	jumper bar VB WKM 2,5 / 15 - 2	Cross connector for DIN rail terminal blocks type WKM 2.5, 2 -pole
Z7.215.4327.0	jumper bar VB WKM 2,5 / 15 - 3	Cross connector for DIN rail terminal blocks type WKM 2.5, 3 -pole
Z7.215.4427.0	jumper bar VB WKM 2,5 / 15 - 4	Cross connector for DIN rail terminal blocks type WKM 2.5, 4 -pole
Z7.215.4527.0	jumper bar VB WKM 2,5 / 15 - 5	Cross connector for DIN rail terminal blocks type WKM 2.5, 5 -pole
Z7.215.4627.0	jumper bar VB WKM 2,5 / 15 - 6	Cross connector for DIN rail terminal blocks type WKM 2.5, 6 -pole
98.090.0015.0	mounting rail TS 15 PERF - l:2000mm	Mounting rail TS 15, slotted, Höhe 5,5 mm, length 2 m, material steel. galv. zinc-plated and passivated
07.311.0653.0	end plate APM 2,5 F. / 15	End plate for DIN rail terminal blocks type WKM 2,5 F..., color: grey

technical drawing

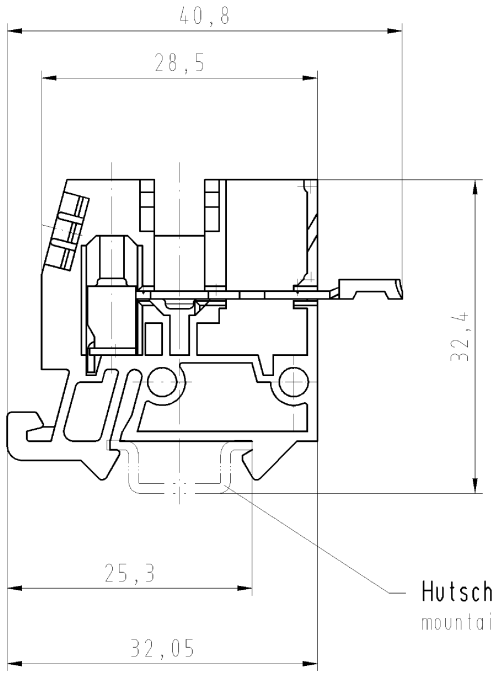

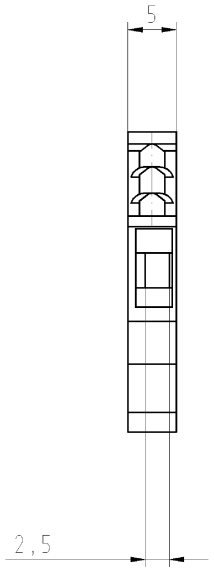

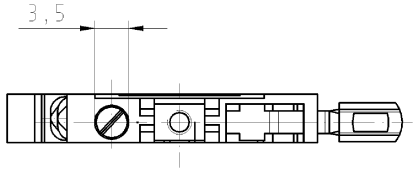

Diese Maße werden bei Abnahme besonders geprüft
Ausschließlich Prüfmaße
Mit Æ gekennzeichnete Maße sind nur für interne Zwecke gültig

Weitergabe sowie Vervielfältigung dieses Dokuments, Verwertung und Mitteilung seines Inhalts sind verboten, soweit nicht ausdrücklich gestattet.
The reproduction, distribution and utilization of this document as well as the communication of its contents to others without express authorization is prohibited.

Weitere Daten siehe Katalog
further data see catalog

Freitoleranz nach			CAD - Zeichnung, keine manuellen Änderungen			1.Verwendung: -	Bl.: 1 von 1	
/		Maßstab 2:1	Werkstoff und Oberfläche:	2003	Tag	Name	Zeichnung Nr. 55.503.1353.0 01K	Index
/				Entworfen	30.04.	Schmitt J.		
/				Geprüft	-	-		
/		Vol. mm³	Dfl. mm²	Normgepr.	-	-	Ersatz für: -	
/		wieland Elektrische Verbindungen				Benennung DURCHGANGSKLEMME terminal		
/								
Buchstabe	Datum / Blatt							
Änderung								