product data sheet

item no. 25.820.1253.0

PCB connector 8113 BFK /12 TOP

PCB female connector with tension spring connection, 12 poles, printed version, max. cross section: 2.5 mm², pitch: 5 mm, type of packing: carton, color: grey



item no.	25.820.1253.0
EAN	4015573501799
order unit	50 piece(s)

certificates / approvals

technical data

general

modular spacing	5 mm
connection type	spring clamp connection
soldering process	none
packaging	carton
number of poles	2
marking	yes
fastening	none
mating direction towards connector	180°

technical data

nominal cross section	2.5 mm²
rated current	12 A
overvoltage category I	1000 V
overvoltage category II	400 V
overvoltage category III	250 V
rated impulse voltage	4 kV
wire strip length	11 mm

connection data

minimum cross section solid	0.14 mm²
maximum cross section solid	2.5 mm²
minimum cross section fine stranded	0.14 mm²
maximum cross section fine stranded	2.5 mm²
wire strip length	11 mm

technical data UL/CSA

cross section UL	22-12 AWG
voltage UL	300 V
current field wiring	12 A
current factory wiring	12 A
cross section CSA	22-16 AWG
voltage CSA	300 V
current CSA	12 A

other

type of insulation material	thermoplastic
color	grey
height	15 mm
length	60 mm
depth	24.3 mm
material attachment screw	none
material contact base	steel
material contact surface	Sn

technical drawing

Ausführung: 2-poig
version: 2-poles

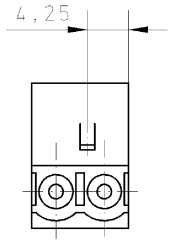

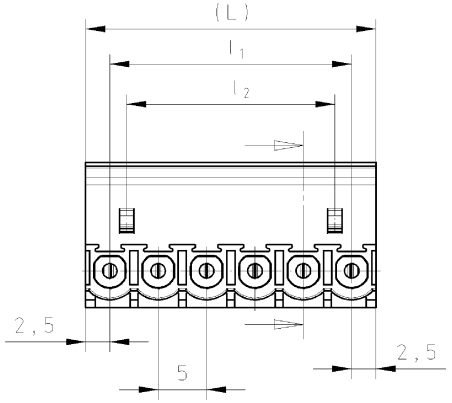

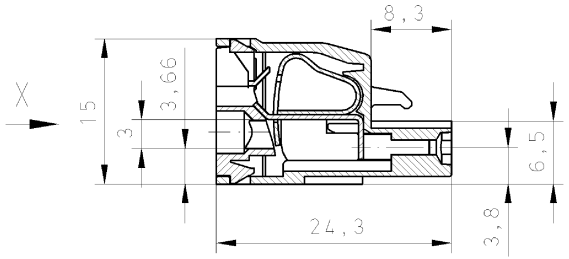

gezeichnete Ausführung: 6-polig
drawn version: 6-poles

Ansicht X
view "X"

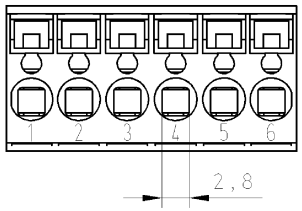

Teile - Nr. part - no.	Polzahl pole	(L)	l_1	l_2	Typ type
25.820.0253.F	2	10	5	-	8113 BFK/ 2 TOP
25.820.0353.F	3	15	10	6,5	8113 BFK/ 3 TOP
25.820.0453.F	4	20	15	11,5	8113 BFK/ 4 TOP
25.820.0553.F	5	25	20	16,5	8113 BFK/ 5 TOP
25.820.0653.F	6	30	25	21,5	8113 BFK/ 6 TOP
25.820.0753.F	7	35	30	26,5	8113 BFK/ 7 TOP
25.820.0853.F	8	40	35	31,5	8113 BFK/ 8 TOP
25.820.0953.F	9	45	40	36,5	8113 BFK/ 9 TOP
25.820.1053.F	10	50	45	41,5	8113 BFK/10 TOP
25.820.1153.F	11	55	50	46,5	8113 BFK/11 TOP
25.820.1253.F	12	60	55	51,5	8113 BFK/12 TOP
25.820.1353.F	13	65	60	56,5	8113 BFK/13 TOP
25.820.1453.F	14	70	65	61,5	8113 BFK/14 TOP
25.820.1553.F	15	75	70	66,5	8113 BFK/15 TOP
25.820.1653.F	16	80	75	71,5	8113 BFK/16 TOP
25.820.1753.F	17	85	80	76,5	8113 BFK/17 TOP
25.820.1853.F	18	90	85	81,5	8113 BFK/18 TOP
25.820.1953.F	19	95	90	86,5	8113 BFK/19 TOP
25.820.2053.F	20	100	95	91,5	8113 BFK/20 TOP
25.820.2153.F	21	105	100	96,5	8113 BFK/21 TOP
25.820.2253.F	22	110	105	101,5	8113 BFK/22 TOP
25.820.2353.F	23	115	110	106,5	8113 BFK/23 TOP
25.820.2453.F	24	120	115	111,5	8113 BFK/24 TOP

.F	Farbe: colour:
.0	grau/grey Bedruckung: schwarz printing: black
.7	grün/green Bedruckung: schwarz printing: black

Weitere Daten siehe Katalog
further data see catalog

Tolerierung nach DIN 7167/Tolerance system acc. to DIN 7167.
(This DIN-standard desbribes the envelope principle. According to the envelope principle the deviations of form and parallelism are limited by the size tolerances).

ja/yes ☒ Stoffverbots- und Deklarationsliste nach UU-TQM-05/03 ist einzuhalten. Conformity with Wieland document UU-TQM-05/03 (list of prohibited / declarable hazardous substances) to be declared!

Freitoleranz nach General tolerance

CAD - Zeichnung, keine manuellen Änderungen
CAD - drawing, no manual modifications allowed

1.Verwendung: First Use: -

Blatt: Sheet: 1 von of 1

Werkstoff/Material

Maßstab/Scale 2:1

2009	Tag/Date	Name
gezeichnet drawn	27.08.	Treschan
geprüft checked	-	-
Normgepr. Stand. check	-	-

Zeichnung Nr./Drawing No.: T 25.820.0253.0 01K

Index

Maße in mm/Dimensions are in mm

Vol. mm³ Ofl./Surf. mm²

Ersatz für/Replacement for: -

Index | Datum / Blatt Date / Sheet

Änderung/Revision

wieland Elektrische Verbindungen

Type

Benennung/Title

LP_STECKKLEMME
mit Federkraftanschluß, Rastermaß: 5mm
with spring clamp connection, pitch: 5mm

QU-PEM-08/91

25820025300 1K_4 CADW2036 treschan 2009-08-27T10:29:04 1.000

These dimensions will be especially checked at delivery
Only inspection dimensions
With /E marked dimensions are only valid for internal use

Diese Maße werden bei Abnahme besonders geprüft
Ausschließlich Prüfmaße
Mit /E gekennzeichnete Maße sind nur für interne Zwecke gültig

Weitergabe sowie Vervielfältigung dieses Dokuments, Verwertung und Mitteilung seines Inhalts sind verboten, soweit nicht ausdrücklich gestattet.
The reproduction, distribution and utilization of this document as well as the communication of its contents to others without express autorization is prohibited.