product data sheet

item no. 99.208.9996.0

PCB pin header 8113 S / 8 G OB OF

PCB pin header, connection method depends on used socket part ,
8 poles, pitch: 5 mm, type of packing: carton, color: grey



item no.	99.208.9996.0
EAN	4015573277076
order unit	50 piece(s)

certificates / approvals

technical data

general

modular spacing	5 mm
soldering process	wave soldering
packaging	carton
number of poles	8
number of levels	1
marking	no
fastening	none
mating direction towards (circuit) board	90°

technical data

rated current	12 A
overvoltage category I	1000 V
overvoltage category II	400 V
overvoltage category III	250 V
rated impulse voltage	4 kV

technical data UL/CSA

voltage UL	300 V
current field wiring	15 A
current factory wiring	15 A
voltage CSA	300 V
current CSA	15 A

other

type of insulation material	thermoplastic
color	grey

height	12 mm
length	40 mm
depth	8.4 mm
material contact base	CuZn
material contact surface	Sn

assembly

item no.	type	description
25.220.3853.0	PCB connector 8113 B / 8 TOP OB	PCB female connector with front/top screw connection, 8 poles, max. cross section: 2.5 mm², pitch: 5 mm, type of packing: carton, color: grey
25.220.0853.0	PCB connector 8113 B / 8 TOP	PCB female connector with front/top screw connection, 8 poles, printed version, max. cross section: 2.5 mm², pitch: 5 mm, type of packing: carton, color: grey
01.060.3853.0	PCB connector 8113 BK / 8 OB	PCB female connector with Crimp connection, 8 poles, max. cross section: 2.5 mm², pitch: 5 mm, type of packing: carton, color: grey
01.060.0853.0	PCB connector 8113 BK / 8	PCB female connector with Crimp connection, 8 poles, printed version, max. cross section: 2.5 mm², pitch: 5 mm, type of packing: carton, color:grey
25.320.3853.0	PCB connector 8113 B / 8 OB	PCB female connector with screw connection with rising cage clamp system, 8 poles, max. cross section: 2.5 mm², pitch: 5 mm, type of packing: carton, color: grey
25.320.0853.0	PCB connector 8113 B / 8	PCB female connector with screw connection with rising cage clamp system, 8 poles, printed version, max. cross section: 2.5 mm², pitch: 5 mm, type of packing: carton, color: grey
25.325.3853.0	PCB connector 8113 B / 8 VR OB	PCB female connector with screw connection with rising cage clamp system, 8 poles, max. cross section: 2.5 mm², pitch: 5 mm, type of packing: carton, color: grey
25.325.0853.0	PCB connector 8113 B / 8 VR	PCB female connector with screw connection with rising cage clamp system, 8 poles, printed version, max. cross section: 2.5 mm², pitch: 5 mm, type of packing: carton, color: grey
25.326.3853.0	PCB connector 8113 B / 8 VL OB	PCB female connector with screw connection with rising cage clamp system, 8 poles, max. cross section: 2.5 mm², pitch: 5 mm, type of packing: carton, color: grey
25.326.0853.0	PCB connector 8113 B / 8 VL	PCB female connector with screw connection with rising cage clamp system, 8 poles, printed version, max. cross section: 2.5 mm², pitch: 5 mm, type of packing: carton, color: grey
25.820.3853.0	PCB connector 8113 BFK / 8 TOP OB	PCB female connector with tension spring connection, 8 poles, max. cross section: 2.5 mm², pitch: 5 mm, type of packing: carton, color: grey
25.820.0853.0	PCB connector 8113 BFK / 8 TOP	PCB female connector with tension spring connection, 8 poles, printed version, max. cross section: 2.5 mm², pitch: 5 mm, type of packing: carton, color: grey

technical drawing

These dimensions will be especially checked at delivery

Only inspection dimensions

With /E marked dimensions are only valid for internal use

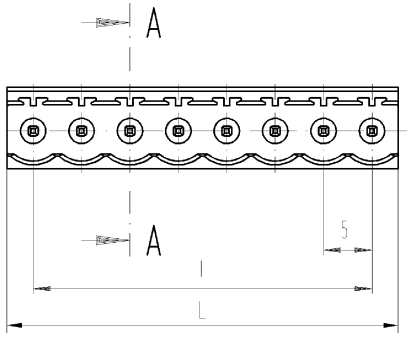

Weitergabe sowie Vervielfältigung dieses Dokuments, Verwertung und Mitteilung seines Inhalts sind verboten, soweit nicht ausdrücklich gestattet.
The reproduction, distribution and utilization of this document as well as the communication of its contents to others without express autorization is prohibited.

Schnitt A-A
section A-A

gezeichnete Ausführung: 8-polig
drawn version 8 poles

Diese Maße werden bei Abnahme besonders geprüft

Ausschließlich Prüfmaße

Mit /E gekennzeichnete Maße sind nur für interne Zwecke gültig

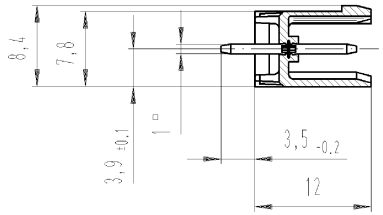

Weitere Daten siehe Katalog
further data see catalog

Teile-Nr. part no.	Pol-zahl pole	L	l	Typ type	Teile-Nr. part no.	Pol-zahl pole	L	l	Typ type
99.202.9996.0	2	10,0	5	8113S/ 2G OB GR OF	99.213.9996.0	13	65,0	60	8113S/13G OB GR OF
99.203.9996.0	3	15,0	10	8113S/ 3G OB GR OF	99.214.9996.0	14	70,0	65	8113S/14G OB GR OF
99.204.9996.0	4	20,0	15	8113S/ 4G OB GR OF	99.215.9996.0	15	75,0	70	8113S/15G OB GR OF
99.205.9996.0	5	25,0	20	8113S/ 5G OB GR OF	99.216.9996.0	16	80,0	75	8113S/16G OB GR OF
99.206.9996.0	6	30,0	25	8113S/ 6G OB GR OF	99.217.9996.0	17	85,0	80	8113S/17G OB GR OF
99.207.9996.0	7	35,0	30	8113S/ 7G OB GR OF	99.218.9996.0	18	90,0	85	8113S/18G OB GR OF
99.208.9996.0	8	40,0	35	8113S/ 8G OB GR OF	99.219.9996.0	19	95,0	90	8113S/19G OB GR OF
99.209.9996.0	9	45,0	40	8113S/ 9G OB GR OF	99.220.9996.0	20	100,0	95	8113S/20G OB GR OF
99.210.9996.0	10	50,0	45	8113S/10G OB GR OF	99.221.9996.0	21	105,0	100	8113S/21G OB GR OF
99.211.9996.0	11	55,0	50	8113S/11G OB GR OF	99.222.9996.0	22	110,0	105	8113S/22G OB GR OF
99.212.9996.0	12	60,0	55	8113S/12G OB GR OF	99.223.9996.0	23	115,0	110	8113S/23G OB GR OF
					99.224.9996.0	24	120,0	115	8113S/24G OB GR OF

Tolerierung nach DIN 7167/Tolerance system acc. to DIN 7167.
[This DIN-standard desbribes the envelope principle. According to the envelope principle the deviations of form and parallelism are limited by the size tolerances].

ja/yes ☒ Stoffverbots- und Deklarationsliste nach UU-TOM-05/03 ist einzuhalten.
Conformity with Wieland document UU-TOM-05/03 [list of prohibited / declarable hazardous substances] to be declared!

Freitoleranz nach
General tolerance

CAD - Zeichnung, keine manuellen Änderungen
CAD - drawing, no manual modifications allowed

1.Verwendung: -
First Use:

Blatt: 1 von 1
Sheet: 1 of 1

/	Werkstoff/Material	2005	Tag/Date	Name	T	Zeichnung Nr./Drawing No.	Index
/		gezeichnet drawn	14.10.	Schmitt J.		99.202.9996.0 01K	
/	Maßstab/Scale 2:1	geprüft checked	-	-			
/		Normgepr. Stand. check	-	-		Maße in mm/Dimensions are in mm	
/	Vol. mm³	Oll./Surf. mm²	Ersatz für/Replacement for: -				

wieland
Elektrische Verbindungen

Type: 8113 S / ..G OB GR OF

Benennung/Title: LP_GEHAEUSESTIFTLEISTE
Rastermaß 5 Farbe:grau / pitch 5 colour: grey
PCB header

Index	Datum / Blatt Date / Sheet
Änderung/Revision	

QU-PEM-08/91

99202999600 1K_2 CADW1006 Schr 2005-10-14 TZ-11149470-01000000