product data sheet

item no. 96.050.0153.1

distributor RST20I5B 3P1 F VG SW

RST® CLASSIC distributor, parallel connection, with fastening option, number of poles 5, rated voltage 250 V / 400 V, rated current 20 A, number of inputs 1, number of outputs 3, color of coding/ contact carrier black



item no.	96.050.0153.1
EAN	4015573936454
order unit	1 piece(s)

certificates / approvals

technical data

general

rated current	20 A
rated voltage	250 V / 400 V
rated impulse voltage	4 kV
pollution degree	3
lockable	self-locking (unlocking by tool)
color of coding/ contact carrier	black
color of separate housing (only for modular versions)	black
marking of poles	3, N, PE, 2, 1
RAL-number coding/insert connector	9005

model

number of inputs	1
number of outputs	3
type of fastening	yes
degree of protection (IP)	IP66/68 (3m;2h) /IP69
type of distributor	compact distributor

material

housing material	polyamide
halogen free	yes
contact material	CuZn
fire load	1.985 kWh/St
insulation components continous temperature	100 °C
surface finish	silver-plated

dimensions

length	162 mm
width	104 mm
height	57.2 mm

accessories

item no.	type	description
05.565.9953.1	cover for male connector SW	RST20i5/4 cover piece, for covering unused male connectors, color black
99.530.0000.7	cover for female connector SW	RST20i5/4 cover piece, for covering unused female connectors, with fastening belt, color black
99.532.0000.7	cover for male connector SW	RST20i5/4 cover piece, for covering unused male connectors, with fastening belt, color black
Z5.565.9853.1	cover for female connector SW	RST20i5/4 cover piece, for covering unused female connectors, color black

technical drawing

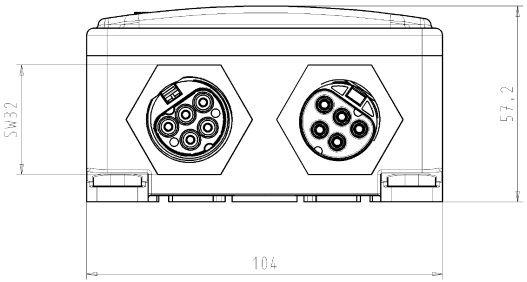

B-B
2:1

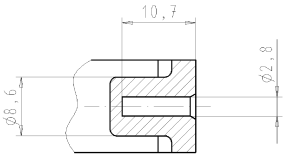

A-A
2:1

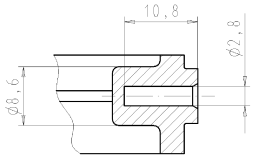

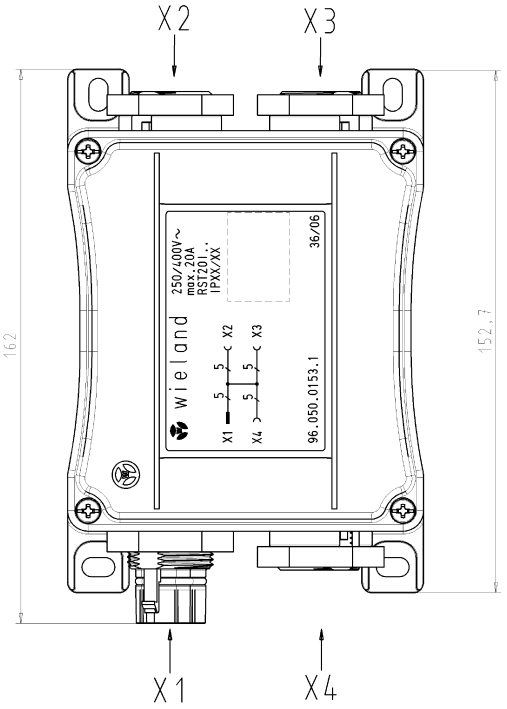

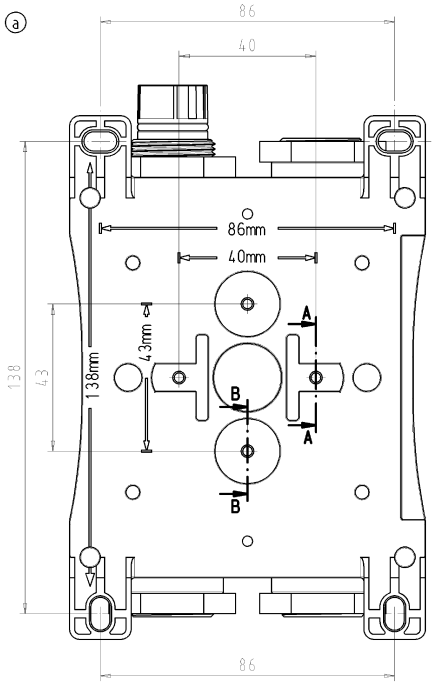

Type: RST20I5V 3P1 F G SW

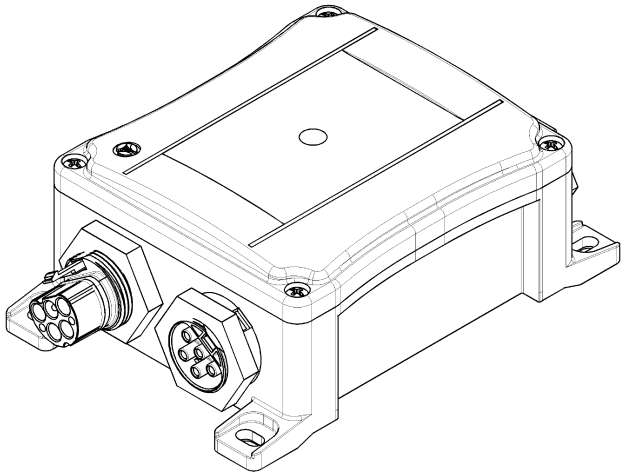

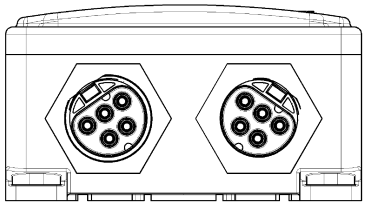

Werkstoff/Material		2006	Tag/Date	Name	Zeichnung Nr./Drawing No.		Index
		gezeichnet/drawn	25.09.	Kreitz	96.050.0153.1 01K		a
Maßstab/Scale 1:1		geprüft/checked	-	-			
		Normgen./Stand. check	-	-	Maße in mm/Dimensions are in mm		
Vol. mm	Gew./Surf. mm	Ersatz für/Replacement for: -					
a 02.02.2007/	wieland Elektrische Verbindungen	Type	Benennung/Title	VERTEILERBOX distribution box für RST/for RST			
Index Datum / Blatt Date / Sheet							
Änderung/Revision							QU-PEM-08/91

Toleranz nach DIN 7167/Tolerance system acc. to DIN 7167.
(This DIN-standard describes the envelope principle. According to the envelope principle the deviations of form and parallelism are limited by the size tolerances).

Freitoleranz nach General Tolerance

CAD - Zeichnung, keine manuellen Änderungen
CAD - drawing, no manual modifications allowed

nein/no ☒ Stoffverbots- und Deklarationsliste nach QU-TDM-05/03 ist einzuhalten.
Conformity with Wieland document QU-TDM-05/03 (list of prohibited / declarable hazardous substances) to be declared!

1.Verwendung: - / First Use: -

Blatt: 1 von 1 / Sheet: of

Weitergabe sowie Vervielfältigung dieses Dokuments, Verwertung und Mitteilung seines Inhalts sind verboten, soweit nicht ausdrücklich gestattet.
The reproduction, distribution and utilization of this document as well as the communication of its contents to others without express authorization is prohibited.

Diese Maße werden bei Abnahme benutzt / These dimensions will be especially checked at delivery
Nur Hauptmaße / Only important dimensions
Mit (*) markierte Maßstäbe sind nur für interne Zwecke / With (*) marked dimensions are only valid for internal use

Diese Maße werden bei Abnahme benutzt / These dimensions will be especially checked at delivery
Nur Hauptmaße / Only important dimensions
Mit (*) gekennzeichnete Maße sind nur für interne Zwecke gültig / With (*) marked dimensions are only valid for internal use

96050015310I1K_4 CADM1024 Schwabmünchen 2007-02-02T12:26:18 1:000