product data sheet

item no. 56.703.5155.0

duo-modular terminal WKFN 2,5 D2/2/35

Duo Feed-through terminal with tension spring connection for mounting on TS 35, nominal cross section: 2.5 mm², width: 5 mm, color: grey



item no.	56.703.5155.0
EAN	4015573718371
order unit	100 piece(s)

certificates / approvals

CAN-Ex PTB USA-Ex VDE

technical data

note

note	* solid/fine-stranded

general

nominal cross section	2.5 mm²
color	grey
number of levels	1
number of clamp positions per level	4
width/grid dimension	5 mm
insulating housing	PA666
inflammability class of insulation material acc. with UL94	V0
explosion-tested version "Ex e"	yes
mounting method	DIN rail (top hat rail) 35/7.5 mm
terminal blocks for electrical installations	yes
Anzahl der Klemmstellen je Etage	4
Montageart	DIN rail (top hat rail) 35/7.5 mm
Brennbarkeitsklasse des Isolierstoffs	V0
Reihenklemmen für Installationsverteiler	yes

technical data

rated current	24 A
rated voltage	800 V
rated impulse voltage	8 kV
pollution degree	3
closing plate required	yes
type of insulation material	thermoplastic
length	72.4 mm

width	5 mm

connection data

connection type 1	spring clamp connection
connection type 2	spring clamp connection
minimum cross section solid	0.13 mm²
maximum cross section solid	4 mm²
minimum cross section fine stranded	0.13 mm²
maximum cross section fine stranded	2.5 mm²
wire strip length	11 mm

technical data UL/CSA

cross section UL	22-12 AWG
voltage UL	600 V
current factory wiring	20 A
current field wiring	20 A
cross section CSA	24-12 AWG
voltage CSA	600 V
current CSA	20 A

accessories

item no.	type	description
Z7.280.6227.0	jumper bar IVBWKF 2,5- 2	Cross connector, insulated for DIN rail terminal blocks type WKF..., 2 -pole
Z7.280.6327.0	jumper bar IVBWKF 2,5- 3	Cross connector, insulated for DIN rail terminal blocks type WKF..., 3 -pole
Z7.280.6427.0	jumper bar IVBWKF 2,5- 4	Cross connector, insulated for DIN rail terminal blocks type WKF..., 4 -pole
Z7.280.6527.0	jumper bar IVBWKF 2,5- 5	Cross connector, insulated for DIN rail terminal blocks type WKF..., 5 -pole
Z7.280.6627.0	jumper bar IVBWKF 2,5- 6	Cross connector, insulated for DIN rail terminal blocks type WKF..., 6 -pole
Z7.280.6727.0	jumper bar IVBWKF 2,5- 7	Cross connector, insulated for DIN rail terminal blocks type WKF..., 7 -pole
Z7.280.6827.0	jumper bar IVBWKF 2,5- 8	Cross connector, insulated for DIN rail terminal blocks type WKF..., 8 -pole
Z7.280.6927.0	jumper bar IVBWKF 2,5- 9	Cross connector, insulated for DIN rail terminal blocks type WKF..., 9 -pole
Z7.280.7027.0	jumper bar IVBWKF 2,5- 10	Cross connector, insulated for DIN rail terminal blocks type WKF..., 10 -pole
Z7.280.7127.0	jumper bar IVBWKF 2,5- 11	Cross connector, insulated for DIN rail terminal blocks type WKF..., 11 -pole
Z7.280.7227.0	jumper bar IVBWKF 2,5- 12	Cross connector, insulated for DIN rail terminal blocks type WKF..., 12 -pole
Z7.280.7327.0	jumper bar IVBWKF 2,5- 13	
Z7.280.7427.0	jumper bar IVBWKF 2,5 - 14	
Z7.280.7527.0	jumper bar IVBWKF 2,5- 15	
Z7.280.7627.0	jumper bar IVBWKF 2,5 - 16	
Z7.280.7727.0	jumper bar IVBWKF 2,5 - 17	
Z7.280.7827.0	jumper bar IVBWKF 2,5 - 18	
Z7.280.7927.0	jumper bar IVBWKF 2,5 - 19	
Z7.280.8027.0	jumper bar IVBWKF 2,5- 20	Cross connector, insulated for DIN rail terminal blocks type WKF..., 20 -pole
98.300.0000.0	mounting rail TS 35x7,5 UNPERF - l:2000mm	Mounting rail TS 35, unslotted, size 7,5 mm, length 2 m, material steel. galv. zinc-plated and passivated
98.300.1000.0	mounting rail TS 35x7,5 PERF 15mm - l:2000mm	Mounting rail TS 35, slotted, size 7,5 mm, length 2 m, material steel. galv. zinc-plated and passivated
98.300.1800.0	mounting rail TS 35x7,5 PERF 18mm - l:2000mm	Mounting rail TS 35, slotted, size 7,5 mm, length 2 m, material steel. galv. zinc-plated and passivated
98.300.1900.0	mounting rail TS 35x7,5 PERF 25mm - l:2000mm	Mounting rail TS 35, slotted, size 7,5 mm, length 2 m, material steel. galv. zinc-plated and passivated
98.360.0000.0	mounting rail TS 35x15-2,3 UNPERF - l:2000mm	Mounting rail TS 35, unslotted, size 15 mm, length 2 m, material steel. galv. zinc-plated and passivated
98.360.0004.0	mounting rail TS 35x15-2,3 UNPERF FZN - l:2000mm	Mounting rail TS 35, unslotted, size 15 mm, length 2 m, material steel, hot galvanized
98.370.0000.0	mounting rail TS 35x15 UNPERF - l:2000mm	Mounting rail TS 35, unslotted, size 15 mm, length 2 m, material steel. galv. zinc-plated and dichromated
98.370.1000.0	mounting rail TS 35x15 PERF 15mm - l:2000mm	Mounting rail TS 35, slotted, size 15 mm, length 2 m, material steel. galv. zinc-plated and passivated
98.380.0000.0	mounting rail TS 35x15-2,3 UNPERF CU - l:2000mm	Mounting rail TS 35, unslotted, size 15 mm, length 2 m, material E copper
04.343.8353.8	warning cover ADF.../4 GELB	Cover with warning symbol for DIN rail terminal blocks type WKF ...
07.312.7155.0	end plate APFN 2,5 D2/2/35	End plate for DIN rail terminal blocks type WKFN 2,5 D2/2..., color: grey
07.312.7155.6	end plate APFN 2,5 D2/2/35 BLAU	End plate for DIN rail terminal blocks type WKFN 2,5 D2/2..., color: blue

07.312.7255.0	partition TWFN 2,5 D2/2/35	Partition for DIN rail terminal blocks type WKFN 2,5 D2/2..., color: grey
07.312.7255.6	partition TWFN 2,5 D2/2/35 BLAU	Partition for DIN rail terminal blocks type WKFN ..., color blue
05.564.3755.0	wire entry guides LEL 2,5/1 white	Wire entry guides for wires with a nominal cross section of 0.13mm²- 0.20mm², color: white
05.564.3855.0	wire entry guides LEL 2,5/1 gray	Wire entry guides for wires with a nominal cross section of 0.25mm²- 0.5mm², color: grey
05.564.3955.0	wire entry guides LEL 2,5/1 black	Wire entry guides for wires with a nominal cross section of 0.75mm²- 1.0mm², color: black
04.242.5053.0	marking tag strips 9705 A / 5 / 10	Marking tag strips for DIN rail terminal blocks type 9700 A / 5…, 10 tags per strip, color: white, unmarked, markable with Wieplot plotter- system

technical drawing

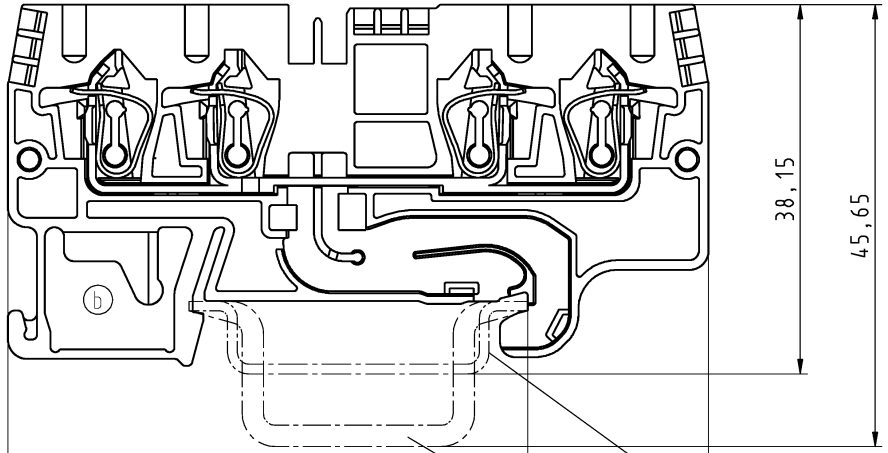



Hutschiene EN 60715-35x7,5
mounting rail EN 60715-35x7,5

Hutschiene EN 60715-35x15
mounting rail EN 60715-35x15

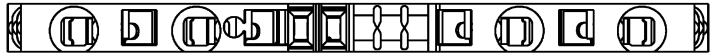

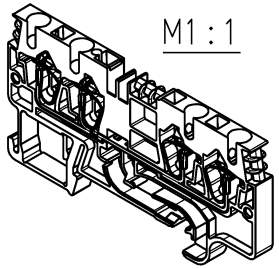

Weitere Daten siehe Katalog
further data see catalog

	Teilenummer part number	Farbe colour	Typ type
	56.703.5155.0	grau/grey	WKFN 2,5 D2/2/35
d	56.703.5155.1	schwarz/black	WKFN 2,5 D2/2/35 SW
	56.703.5155.5	rot/red	WKFN 2,5 D2/2/35 RT
	56.703.5155.6	blau/blue	WKFN 2,5 D2/2/35 BL
c	56.703.5155.7	grün/green	WKFN 2,5 D2/2/35 GR
a	56.703.5155.9	orange	WKFN 2,5 D2/2/35 OR

Tolerierung Size ISO 14405 Ⓔ / Tolerance system Size ISO 14405 Ⓔ.
(This ISO-standard describes the envolope principle. According to the envolope principle the deviations of form and parallelism are limited by the size tolerances).

ja/yes ☒ Stoffverbots- und Deklarationsliste nach WN 5020 010 ist einzuhalten. Conformity with Wieland document WN 5020 010 e (list of prohibited / declarable hazardous substances) to be declared!

Freitoleranz nach General tolerance

CAD - Zeichnung, keine manuellen Änderungen
CAD - drawing, no manual modifications allowed

1. Verwendung: First Use:

Blatt: 1 von 1
Sheet: 1 of 1

				Tag/Date	Name
	/	Werkstoff / Material	gezeichnet drawn	13.12.2016	Schmitt J.
	/		geprüft checked		
	/	Maßstab / Scale 2:1	Normgepr. Stand. check		
d	13.12.2016 /				
c	07.11.2012 /	Vol. mm³ Oft./Srf. mm²	Ersatz für / Replacement for:		
b	05.04.2012 /				
a	03.01.2005 /	wieland www.wieland-electric.com	Type WKFN2,5 D2/2/35	Bennenung/Title DUO DURCHGANGSKLEMME duo terminal	
Index	Datum / Blatt Date / Sheet				
	Änderung / Revision				

T | Zeichnung Nr. / Drawing No. 56.703.5155.001K | Index d

Maße in mm / Dimensions are in mm

Diese Maße werden bei Abnahme besonders geprüft
Ausschließlich Prüfmaße

These dimensions will be especially checked at delivery
Only inspection dimensions

Mit /E gekennzeichnete Maße sind nur für interne Zwecke gültig

With /E marked dimensions are only valid for internal use

Weitergabe sowie Vervielfältigung dieses Dokuments, Verwertung und Mitteilung seines Inhalts sind verboten, soweit nicht ausdrücklich gestattet.
The reproduction, distribution and utilization of this document as well as the communication of its contents to others without express authorization is prohibited.