product data sheet

item no. 57.904.5755.0

fuse terminal WK 4/THSI 5 GL 250U /V0

Fuse terminal block with screw connection for mounting on TS 35 and TS 32, nominal cross section 4 mm², width 6 mm, color gray



item no.	57.904.5755.0
EAN	4015573528338
order unit	50 piece(s)

certificates / approvals

technical data

general

nominal cross section	4 mm²
color	grey
number of levels	1
width/grid dimension	8 mm
insulating housing	PA666
inflammability class of insulation material acc. with UL94	V0
mounting method	DIN rail (top hat rail)/G-rail
terminal blocks for electrical installations	no
fuse insert	G-fuse 5x20 mm
Montageart	DIN rail (top hat rail)/G-rail
Brennbarkeitsklasse des Isolierstoffs	V0
Reihenklemmen für Installationsverteiler	no

technical data

rated current	6.3 A
rated voltage	250 V
rated impulse voltage	8 kV
pollution degree	3
closing plate required	no
type of insulation material	thermoplastic
length	77.2 mm

connection data

connection type 1	screw connection
connection type 2	screw connection
minimum cross section solid	0.5 mm²

maximum cross section solid	6 mm²
minimum cross section fine stranded	0.5 mm²
maximum cross section fine stranded	4 mm²
wire strip length	8 mm
torque conductor mounting	0.5 Nm

technical data UL/CSA

cross section UL	22-10 AWG
voltage UL	250 V
current factory wiring	15 A
current field wiring	15 A
cross section CSA	22-10 AWG
voltage CSA	250 V
current CSA	6.3 A

accessories

item no.	type	description
98.300.0000.0	mounting rail TS 35x7,5 UNPERF - l:2000mm	Mounting rail TS 35, unslotted, size 7,5 mm, length 2 m, material steel. galv. zinc-plated and passivated

technical drawing

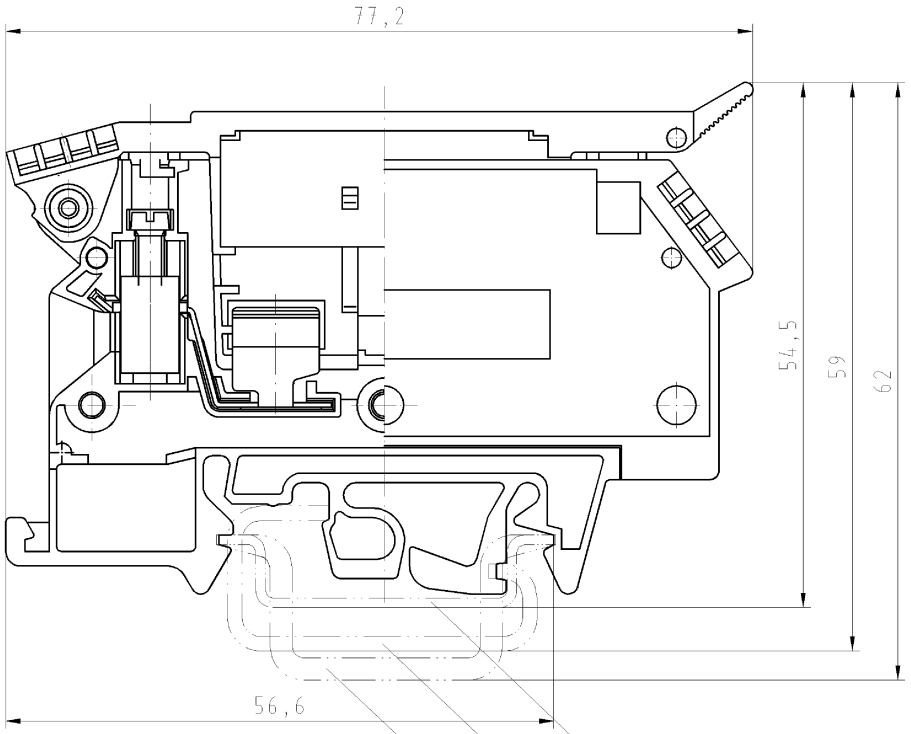

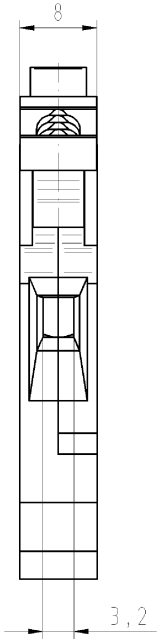

Hutschiene EN 60715-35x7,5
mounting rail EN 60715-35x7,5

G-Schiene EN 60715-G 32
g-rail EN 60715-G 32

Hutschiene EN 60715-35x15
mounting rail EN 60715-35x15

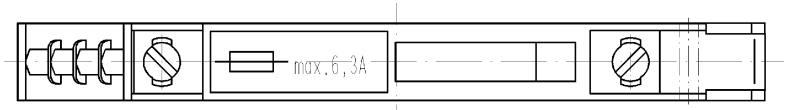

Weitere Daten siehe Katalog
further data see catalog

Teile.-Nr./part-nr.	Farbe/colour	Typ/type
57.904.5355.0	grau/grey	WK4/THSI5...U
57.904.5455.0	grau/grey	WK4/THSI5 LED 12 U
57.904.5555.0	grau/grey	WK4/THSI5 LED 24 U
57.904.5655.0	grau/grey	WK4/THSI5 LED 60 U
57.904.5755.0	grau/grey	WK4/THSI5 GL 250 U
57.904.5855.0	grau/grey	WK4/THSI5 GL 500 U

Freitoleranz nach DIN -
CAD - Zeichnung, keine manuellen Änderungen
1.Verwendung: -
Bl.: 1 von 1

Maßstab 2:1

	2003	Tag	Name
Entworfen		22.04.	Lunz S.
Geprüft		-	-
Normgepr.		-	-

wieland
Elektrische Verbindungen

T Zeichnung Nr. 57.904.5355.0 01K Index

Ersatz für: -

Typ siehe Tabelle

Benennung
SICHERUNGSKLEMME
fuse terminal

Buchstabe | Datum / Blatt
Änderung

Diese Maße werden bei Abnahme besonders geprüft
Ausschließlich Prüfmaße
Mit Ø gekennzeichnete Maße sind nur für interne Zwecke gültig

Weitergabe sowie Vervielfältigung dieses Dokuments, Verwertung und Mitteilung seines Inhalts sind verboten, soweit nicht ausdrücklich gestattet.
The reproduction, distribution and utilization of this document as well as the communication of its contents to others without express authorization is prohibited.