product data sheet

item no. R1.400.0126.0

transponder switch set STS 0126

Safe transponder switch and actuator, coded, Manual Start, Switching distance 8 mm, Dimensions LxWxH: 36 x 26 x 13 mm, Protection degree IP67, Connection cable 10m



item no.	R1.400.0126.0
EAN	4049088306419
order unit	1 piece(s)

certificates / approvals

technical data

general

suitable for safety functions	yes
housing material	plastic
switching distance	8 mm
number of protected contact energized outputs	2
type of electric connection	cable
cable length	10 m
protected switch distance ON	8 mm
protected switch distance OFF	18 mm
cross-/short circuit identification possible	yes
degree of protection (IP)	IP67
type of actuation	transponder

output circuit

max. output current at protected output	400 mA

other

number of protected semiconductor outputs	2

dimensions

width sensor	36 mm
height of sensor	26 mm
length of sensor	13 mm

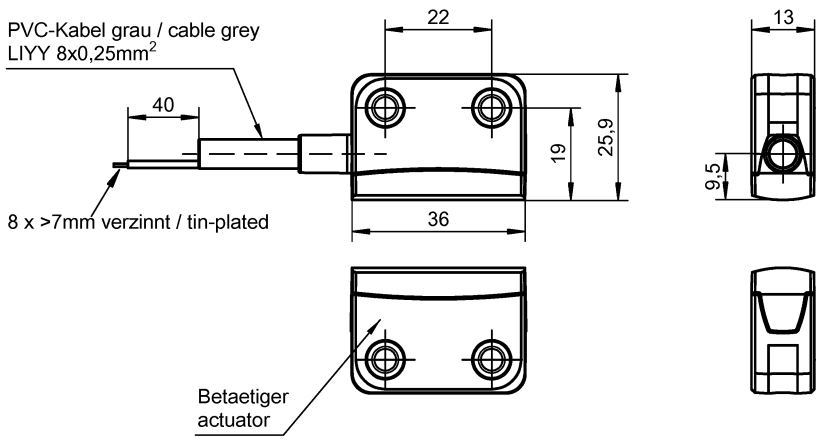

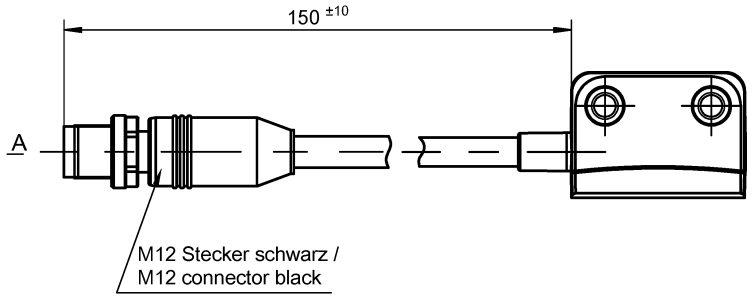

Weitergabe sowie Vervielfältigung dieses Dokuments, Verwertung und Mitteilung seines Inhalts sind verboten, soweit nicht ausdrücklich gestattet. Zuwiderhandlungen verpflichten zu Schadenersatz. Alle Rechte für den Fall der Patenterteilung oder der Eintragung eines Gebrauchsmusters vorbehalten.
The reproduction, distribution and utilization of this document as well as the communication of its contents to others without express authorization is prohibited.

Teile-Nr. / Part-No.	Anschluss / connection
R1.400.0110.0	M12-8
R1.400.0113.0	PVC cable - 3 m
R1.400.0114.0	PVC cable - 5 m
R1.400.0116.0	PVC cable - 10 m
ⓐ R1.400.0118.0	PVC cable - 20 m
R1.400.0130.0	M12-8
R1.400.0133.0	PVC cable - 3 m
R1.400.0134.0	PVC cable - 5 m
R1.400.0136.0	PVC cable - 10 m
R1.400.0150.0	M12-8
R1.400.0153.0	PVC cable - 3 m
R1.400.0154.0	PVC cable - 5 m
R1.400.0156.0	PVC cable - 10 m
R1.400.0120.0	M12-8
R1.400.0123.0	PVC cable - 3 m
R1.400.0124.0	PVC cable - 5 m
R1.400.0126.0	PVC cable - 10 m
R1.400.0140.0	M12-8
R1.400.0143.0	PVC cable - 3 m
R1.400.0144.0	PVC cable - 5 m
R1.400.0146.0	PVC cable - 10 m
R1.400.0160.0	M12-8
R1.400.0163.0	PVC cable - 3 m
R1.400.0164.0	PVC cable - 5 m
R1.400.0166.0	PVC cable - 10 m
R1.400.3110.0	Betätiger / actuator

Stecker / connector

PIN	Farbe / colour	Funktion / function
1	BN	UB
2	WH	Sicherheitseingang 1 / safety input 1
3	BU	GND
4	BK	Sicherheitsausgang 1 / safety output 1
5	GY	Diagnoseausgang / diagnostic output
6	PK	Sicherheitseingang 2 / safety input 2
7	VT	Sicherheitsausgang 2 / safety output 2
8	OG	EDM/Start-Eingang / start input

Stecker / connector
Ansicht / view "A"

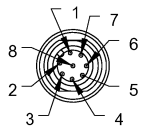

M12 8-polig

Weitere Angaben siehe KATALOG oder eKatalog.
Additional data see CATALOG or eCatalog.

www.wieland-electric.com
eshop.wieland-electric.com

ja/yes ☒ Stoffverbots- und Deklarationsliste nach WN 5020.010 ist einzuhalten.
Conformity with Wieland document WN 5020.010 e (list of prohibited / declarable hazardous substances) to be declared!

Freitoleranz nach General tolerance	CAD-Zeichnung, keine manuellen Änderungen CAD drawing, no manual modifications allowed	1. Verwendung: First Use:	Blatt: Sheet:

Index	Datum / Blatt Date / Sheet	Änderung / Revision	Werkstoff / Material		2015	Tag/Date	Name
ⓐ	29.08.17		Maßstab/Scale	gezeichnet drawn		10.11.	Koetzner
				geprüft checked			
				Normgepr. Stand. check			

Zeichnung Nr. / Drawing No.
T R1.400.0110.0 01K

Maße in mm / Dimensions are in mm

Datei / File: 043951_A01K.DCD

Ersatz für / Replacement for:

wieland
www.wieland-electric.com

Type

Benennung / Title: Teilespezifikation / Component specification
Transponderschalter STS (quaderförmig)
transponder switch STS (rectangular)

Qu - PEE 12/92