product data sheet

item no. 71.335.1035.0

bottom BAS GUT GM 10 M25 A0

Bottom-base revos basic made of aluminum, with single locking lever andcable gland M25 on the left side (IP54), low version, 10-polig



item no.	71.335.1035.0
EAN	4015573708174
order unit	1 piece(s)

certificates / approvals

technical data

general

housing material	aluminum
color	grey
surface	with powder coating
degree of protection (IP)	IP54
UV resistant	yes
inflammability class of insulation material acc. with UL94	other
operating temperature range min.	-40 °C
operating temperature range max.	120 °C

model

construction	10
model of the housing	surface mounting (base)
locking mechanism	single locking lever
cable entry	sideways
type of cable	gland nut
with cable screw gland	yes
thread size M	25
thread size PG	
hinged lid	no
EMC-version	no
length	94 mm
width	52 mm
height	55 mm

technical drawing

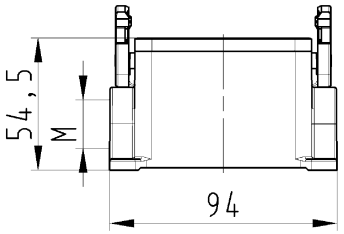

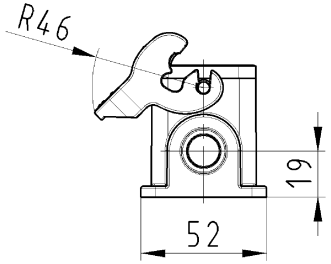

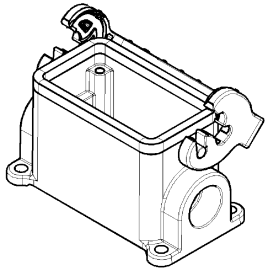

Varianten/Variants

.0

71.33 5/1.1035.1	BAS GUT GM 10 M25/M20 A1	Gewindebohrung /Thread hole	X
71.33 5/1.1035.0	BAS GUT GM 10 M25/M20 A0	Kabelverschraubung(KV),IP54 montiert /Cable gland(CG),IP54 assembled	
Bestellnummer /Order number	Typ /Type	Varianten /Variants	dar-gestellt /drawed

Weitere Daten siehe KATALOG oder eKatalog.
Additional data see CATALOG or eCatalog.

www.wieland-electric.com
eshop.wieland-electric.com

Bohrbild
/Cut out

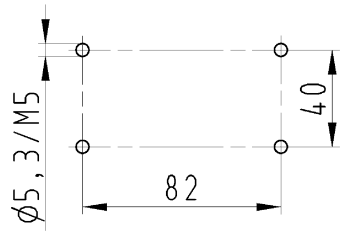

Tolerierung Size ISO 14405Ⓔ/Tolerance system Size ISO 14405Ⓔ.
(This ISO-standard desbribes the envelope principle. According to the envelope principle the deviations of form and parallelism are limited by the size tolerances).

ja/yes ☒ Stoffverbots- und Deklarationsliste nach UU-TOM-05/03 ist einzuhalten. Conformity with Wieland document UU-TOM-05/03 (list of prohibited / declarable hazardous substances) to be declared!

Freitoleranz nach
General tolerance

CAD - Zeichnung, keine manuellen Änderungen
CAD - drawing, no manual modifications allowed

1.Verwendung: -
First Use:

Blatt: 1 von 1
Sheet: 1 of 1

	/	Werkstoff/Material	2013	Tag/Date	Name	T	Zeichnung Nr./Drawing No. 71.331.1035.0 13K
	/	Aluminium	gezeichnet drawn	25.06.	Treschan		Index
	/	beschichtet/ coated	geprüft checked	-	-		
	/	grau/grey	Normgepr. Stand. check	-	-		
	/	Maßstab/Scale 1:2					Maße in mm/Dimensions are in mm
	/	Vol. mm³ Ofl./Surf. mm²	Ersatz für/Replacement for: -				
	/	wieland Elektrische Verbindungen	Type revos BASIC	Benennung/Title GEHAEUSEUNTERTEIL Baugröße 10-Kabelabgang 1xM20/M25 links Housing size 10-cable outlet 1xM20/M25 left			
Index	Datum / Blatt Date / Sheet						
Änderung/Revision							

Weitergabe sowie Vervielfältigung dieses Dokuments, Verwertung und Mitteilung seines Inhalts sind verboten, soweit nicht ausdrücklich gestattet. The reproduction, distribution and utilization of this document as well as the communication of its contents to others without express autorization is prohibited.

These dimensions will be especially checked at delivery
Only inspection dimensions
With /E marked dimensions are only valid for internal use

Diese Maße werden bei Abnahme besonders geprüft
Ausschließlich Prüfmaße
Mit /E gekennzeichnete Maße sind nur für interne Zwecke gültig

71331103501 3K_2 CADW3028 Treschan 2013-09-20T13:23:39 1.000

OU-PEM-08/91b