product data sheet

item no. 96.163.0153.6

## connector RST20I6C B1 YR2 TB04

RST20i6 Connector, angled 90°, number of poles 6, female, connection type Crimp, rated voltage 250 V / 400 V, rated current 20 A, cable diameter 10 - 14 mm, color of coding/ contact carrier turquoise blue



| | |
|---|---|
| item no. | 96.163.0153.6 |
| EAN | 4049088424601 |
| order unit | 100 piece(s) |

## certificates / approvals

## technical data

**note**

| | |
|---|---|
| note | crimp contacts have to ordered separately (under fits with)3 poles max. 20A, 3 poles max. 5A |

**general**

| | |
|---|---|
| rated current | 20 A |
| rated voltage | 250 V / 400 V |
| rated impulse voltage | 4 kV |
| strain relief | yes |
| pollution degree | 3 |
| lockable | self-locking (unlocking by tool) |
| color of coding/ contact carrier | turquoise blue |
| marking of poles | L, N, PE, 1, 2, Ls |
| color of housing inclusive strain relief | black |

**connection data**

| | |
|---|---|
| cable diameter max. | 14 mm |
| cable diameter min. | 10 mm |
| connection cross section fine stranded mm² max. | 2.5 mm² |
| connection cross section fine stranded mm² min. | 0.75 mm² |
| terminations per pole | 1 |
| sheath strip length | 32 mm |
| wire strip length | 7 mm |

**model**

| | |
|---|---|
| model | female |
| connection type | crimp |
| degree of protection (IP) | IP66/68 (3m;2h) /IP69 |

**material**

| | |
|---|---|
| housing material | polyamide |
| halogen free | yes |
| contact material | CuZn |
| fire load | 0.35 kWh |
| insulation components continous temperature | 100 °C |
| surface finish | silver-plated |

**dimensions**

| | |
|---|---|
| length | 75.3 mm |
| width | 34.6 mm |
| height | 63.8 mm |

## accessories

| item no. | type | description |
|---|---|---|
| 06.562.8753.0 | manual disconnect RST20i7 BG | Manual disconnect for later installation of RST20i7/i6 connectors, color concrete gray |
| 02.127.1121.8 | female contact CRIMP RST20i6/i7 1,0QMM | RST20i7/6 crimp contact, female, 20A, for cross section 0.75 mm² - 1.0 mm² |
| 02.127.1221.8 | female contact CRIMP RST20i6/i7 1,5QMM | RST20i7/6 crimp contact, female, 20A, for cross section 0.75 mm² - 1.5 mm² |
| 02.127.1321.8 | female contact CRIMP RST20i6/i7 2,5QMM | RST20i7/6 crimp contact, female, 20A, for cross section 2.5 mm² |
| 99.589.0000.7 | cover for female connector SW | RST20i7/6 cover piece, for covering unused female connectors, with fastening belt, color black |
| Z5.569.5253.1 | cover for female connector SW | RST20i7/6 cover piece, for covering unused female connectors, color black |

## assembly

| item no. | type | description |
|---|---|---|
| 96.162.0153.6 | connector RST20I6C S1 ZR2 TB04 | RST20i6 Connector, straight, number of poles 6, male, connection type Crimp, rated voltage 250 V / 400 V, rated current 20 A, cable diameter 10 - 14 mm, color of coding/ contact carrier turquoise blue |
| 96.162.2153.6 | device connector RST20I6C S1 M03V TB04 | RST20i6 Device connector, modular, straight, M16, number of poles 6, model male, connection type Crimp, rated voltage 250 V / 400 V, rated current 20 A, color of coding/ contact carrier turquoise blue |
| 9L.162.2153.6 | device connector RST20I6C 21 M03V TB04 | RST20i6 Device connector, modular, straight, M16, number of poles 6, model male, connection type Crimp, rated voltage 250 V / 400 V, rated current 20 A, longitudinal sealing yes, color of coding/ contact carrier turquoise blue |
| 96.162.2053.6 | device connector RST20I6C S1 M00V TB04 | RST20i6 Device connector, modular, straight, M20, number of poles 6, model male, connection type Crimp, rated voltage 250 V / 400 V, rated current 20 A, color of coding/ contact carrier turquoise blue |
| 9L.162.2053.6 | device connector RST20I6C 21 M00V TB04 | RST20i6 Device connector, modular, straight, M20, number of poles 6, model male, connection type Crimp, rated voltage 250 V / 400 V, rated current 20 A, longitudinal sealing yes, color of coding/ contact carrier turquoise blue |
| 96.164.2053.6 | device connector RST20I6C S1 M90V TB04 | RST20i6 Device connector, modular, angled 90°, M20, number of poles 6, model male, connection type Crimp, rated voltage 250 V / 400 V, rated current 20 A, color of coding/ contact carrier turquoise blue |
| 96.164.2253.6 | device connector RST20I6C S1 M91V TB04 | RST20i6 Device connector, modular, angled 90°, M25, number of poles 6, model male, connection type Crimp, rated voltage 250 V / 400 V, rated current 20 A, color of coding/ contact carrier turquoise blue |
| 96.166.2153.6 | device connector RST20I6C S1 M13V TB04 | RST20i6 Device connector, modular, angled 7°, M16, number of poles 6, model male, connection type Crimp, rated voltage 250 V / 400 V, rated current 20 A, color of coding/ contact carrier turquoise blue |
| 96.162.2253.6 | device connector RST20I6C S1 M01V TB04 | RST20i6 Device connector, modular, straight, M25, number of poles 6, model male, connection type Crimp, rated voltage 250 V / 400 V, rated current 20 A, color of coding/ contact carrier turquoise blue |
| 9L.162.2253.6 | device connector RST20I6C 21 M01V TB04 | RST20i6 Device connector, modular, straight, M25, number of poles 6, model male, connection type Crimp, rated voltage 250 V / 400 V, rated current 20 A, longitudinal sealing yes, color of coding/ contact carrier turquoise blue |

technical drawing

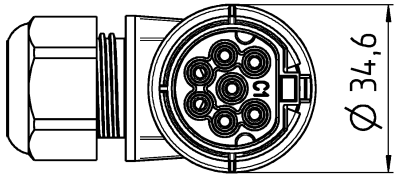


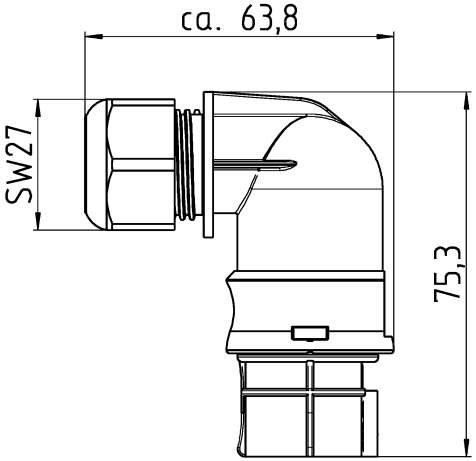


Auslieferungszustand
/delivery status

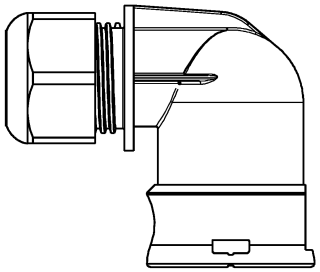

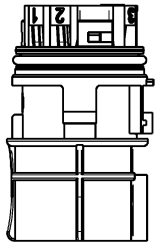

| Teile-Nr./ Part no. | Typ/ Type | | Kodierung/ coding |
|---|---|---|---|
| 96.173.0153.0 | RST20I7C B1 YR2 | GL | 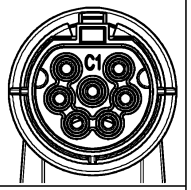 |
| 96.173.0153.1 | RST20I7C B1 YR2 | SW | |
| 9L.173.0153.0 | RST20I7C 11 YR2 | GL | |
| 9L.173.0153.1 | RST20I7C 11 YR2 | SW | |
| 96.173.0153.9 | RST20I7C B1 YR2 | BL07 | 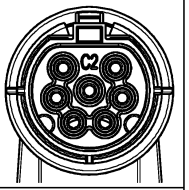 |
| 9L.173.0153.9 | RST20I7C 11 YR2 | BL07 | |
| 96.163.0153.6 | RST20I6C B1 YR2 | TB04 | 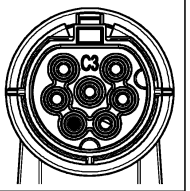 |
| 9L.163.0153.6 | RST20I6C 11 YR2 | TB04 | |
| 96.173.0153.6 | RST20I7C B1 YR2 | TB04 | 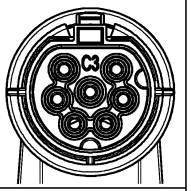 |
| 9L.173.0153.6 | RST20I7C 11 YR2 | TB04 | |

1:2

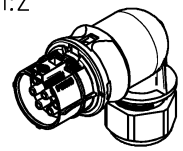

● = Pol verschlossen /pole closed

Diese Maße werden bei Abnahme besonders geprüft
Ausschließlich Prüfmaße
Mit /E gekennzeichnete Maße sind nur für interne Zwecke gültig

These dimensions will be especially checked at delivery
Only inspection dimensions
With /E marked dimensions are only valid for internal use

Weitergabe sowie Vervielfältigung dieses Dokuments, Verwertung und Mitteilung seines Inhalts sind verboten, soweit nicht ausdrücklich gestattet.
The reproduction, distribution and utilization of this document as well as the communication of its contents to others without express authorization is prohibited.

Tolerierung Size ISO 14405 Ⓔ / Tolerance system Size ISO 14405 Ⓔ.
(This ISO-standard describes the envelope principle. According to the envelope principle the deviations of form and parallelism are limited by the size tolerances).

ja/yes ☒ Stoffverbots- und Deklarationsliste nach WN 5020.010 ist einzuhalten. Conformity with Wieland document WN 5020.010 e (list of prohibited / declarable hazardous substances) to be declared!

Freitoleranz nach General tolerance

CAD - Zeichnung, keine manuellen Änderungen
CAD - drawing, no manual modifications allowed

1. Verwendung: First Use:

Blatt: 1 von 1 Sheet: 1 of 1

Werkstoff / Material

Maßstab / Scale: 1:1

Vol. mm³ Oft./Srf. mm²

| | Tag/Date | Name |
|---|---|---|
| gezeichnet drawn | 17.11.2017 | Hollet |
| geprüft checked | | |
| Normgeor. Stand. check | | |

Zeichnung Nr. / Drawing No.: 96.173.0153.0 13K

Index: a

Maße in mm / Dimensions are in mm

Ersatz für / Replacement for:

| Index | Datum / Blatt Date / Sheet | Änderung / Revision |
|---|---|---|
| a | 14.05.2018 / | |

wieland
www.wieland-electric.com

Type: RST20I

Bennenung/Title: BU_CRIMP
female, crimp