product data sheet

item no. 96.162.0553.6

# connector RST20I6C S1 ZR3 TB04

RST20i6 Connector, straight, number of poles 6, male, connection type Crimp, rated voltage 250 V / 400 V, rated current 20 A, cable diameter 13 - 18 mm, color of coding/ contact carrier turquoise blue



| | |
|---|---|
| item no. | 96.162.0553.6 |
| EAN | 4049088424564 |
| order unit | 100 piece(s) |

## certificates / approvals

## technical data

**note**

| | |
|---|---|
| note | crimp contacts have to ordered separately (under fits with)3 poles max. 20A, 3 poles max. 5A |

**general**

| | |
|---|---|
| rated current | 20 A |
| rated voltage | 250 V / 400 V |
| rated impulse voltage | 4 kV |
| strain relief | yes |
| pollution degree | 3 |
| lockable | self-locking (unlocking by tool) |
| color of coding/ contact carrier | turquoise blue |
| marking of poles | L, N, PE, 1, 2, Ls |
| color of housing inclusive strain relief | black |

**connection data**

| | |
|---|---|
| cable diameter max. | 18 mm |
| cable diameter min. | 13 mm |
| connection cross section fine stranded mm² max. | 2.5 mm² |
| connection cross section fine stranded mm² min. | 0.75 mm² |
| terminations per pole | 1 |
| sheath strip length | 39 mm |
| wire strip length | 7 mm |

**model**

| | |
|---|---|
| model | male |
| connection type | crimp |
| degree of protection (IP) | IP66/68 (3m;2h) /IP69 |

**material**

| | |
|---|---|
| housing material | polyamide |
| halogen free | yes |

| | |
|---|---|
| contact material | CuZn |
| fire load | 0.383 kWh |
| insulation components continous temperature | 100 °C |
| surface finish | silver-plated |

**dimensions**

| | |
|---|---|
| length | 98 mm |
| width | 35.4 mm |
| height | 35.4 mm |

## accessories

| item no. | type | description |
|---|---|---|
| 05.546.3921.8 | male contact CRIMP RST20i6/i7 1,0QMM | RST20i7/6 crimp contact, male, 20A, for cross section 0.75 mm² - 1.0 mm² |
| 05.546.4021.8 | male contact CRIMP RST20i6/i7 1,5QMM | RST20i7/6 crimp contact, male, 20A, for cross section 1.5 mm² |
| 05.546.4121.8 | male contact CRIMP RST20i6/i7 2,5QMM | RST20i7/6 crimp contact, male, 20A, for cross section 2.5 mm² |
| 99.591.0000.7 | cover for male connector SW | RST20i7/6 cover piece, for covering unused male connectors, with fastening belt, color black |
| Z5.569.5353.1 | cover for male connector SW | RST20i7/6 cover piece, for covering unused male connectors, color black |

## assembly

| item no. | type | description |
|---|---|---|
| 96.161.0553.6 | connector RST20I6C B1 ZR3 TB04 | RST20i6 Connector, straight, number of poles 6, female, connection type Crimp, rated voltage 250 V / 400 V, rated current 20 A, cable diameter 13 - 18 mm, color of coding/ contact carrier turquoise blue |
| 96.161.2153.6 | device connector RST20I6C B1 M03V TB04 | RST20i6 Device connector, modular, straight, M16, number of poles 6, model female, connection type Crimp, rated voltage 250 V / 400 V, rated current 20 A, color of coding/ contact carrier turquoise blue |
| 9L.161.2153.6 | device connector RST20I6C 11 M03V TB04 | RST20i6 Device connector, modular, straight, M16, number of poles 6, model female, connection type Crimp, rated voltage 250 V / 400 V, rated current 20 A, longitudinal sealing yes, color of coding/ contact carrier turquoise blue |
| 96.161.2053.6 | device connector RST20I6C B1 M00V TB04 | RST20i6 Device connector, modular, straight, M20, number of poles 6, model female, connection type Crimp, rated voltage 250 V / 400 V, rated current 20 A, color of coding/ contact carrier turquoise blue |
| 9L.161.2053.6 | device connector RST20I6C 11 M00V TB04 | RST20i6 Device connector, modular, straight, M20, number of poles 6, model female, connection type Crimp, rated voltage 250 V / 400 V, rated current 20 A, longitudinal sealing yes, color of coding/ contact carrier turquoise blue |
| 96.163.2053.6 | device connector RST20I6C B1 M90V TB04 | RST20i6 Device connector, modular, angled 90°, M20, number of poles 6, model female, connection type Crimp, rated voltage 250 V / 400 V, rated current 20 A, color of coding/ contact carrier turquoise blue |
| 96.163.2253.6 | device connector RST20I6C B1 M91V TB04 | RST20i6 Device connector, modular, angled 90°, M25, number of poles 6, model female, connection type Crimp, rated voltage 250 V / 400 V, rated current 20 A, color of coding/ contact carrier turquoise blue |
| 96.165.2153.6 | device connector RST20I6C B1 M13V TB04 | RST20i6 Device connector, modular, angled 7°, M16, number of poles 6, model female, connection type Crimp, rated voltage 250 V / 400 V, rated current 20 A, color of coding/ contact carrier turquoise blue |
| 96.161.2253.6 | device connector RST20I6C B1 M01V TB04 | RST20i6 Device connector, modular, straight, M25, number of poles 6, model female, connection type Crimp, rated voltage 250 V / 400 V, rated current 20 A, color of coding/ contact carrier turquoise blue |
| 9L.161.2253.6 | device connector RST20I6C 11 M01V TB04 | RST20i6 Device connector, modular, straight, M25, number of poles 6, model female, connection type Crimp, rated voltage 250 V / 400 V, rated current 20 A, longitudinal sealing yes, color of coding/ contact carrier turquoise blue |

technical drawing

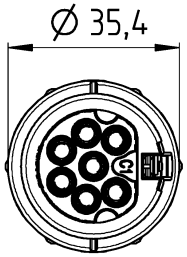


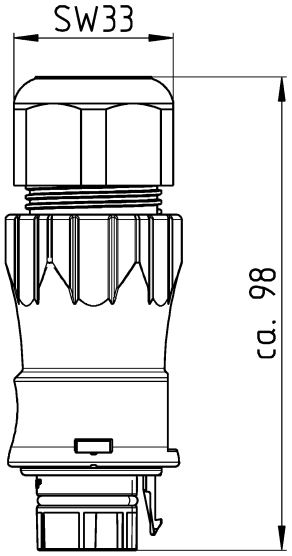


Auslieferungszustand
/delivery status

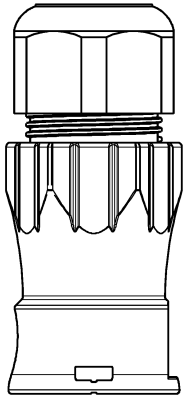

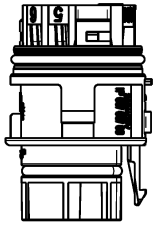

| Teile-Nr./ Part no. | Typ/ Type | Kodierung/ coding |
|---|---|---|
| 96.172.0553.0 | RST2017C S1 ZR3 GL |  |
| 96.172.0553.1 | RST2017C S1 ZR3 SW | |
| 96.172.0553.9 | RST2017C S1 ZR3 BL07 |  |
| 96.162.0553.6 | RST2016C S1 ZR3 TB04 |  |
| 96.172.0553.6 | RST2017C S1 ZR3 TB04 |  |

1:2

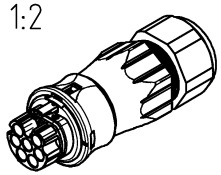

● = Pol verschlossen /pole closed

Tolerierung Size ISO 14405 Ⓔ / Tolerance system Size ISO 14405 Ⓔ.
(This ISO-standard describes the envelope principle. According to the envelope principle the deviations of form and parallelism are limited by the size tolerances).

ja/yes ☒ Stoffverbots- und Deklarationsliste nach WN 5020.010 ist einzuhalten. Conformity with Wieland document WN 5020.010 e (list of prohibited / declarable hazardous substances) to be declared!

Freitoleranz nach General tolerance

CAD - Zeichnung, keine manuellen Änderungen
CAD - drawing, no manual modifications allowed

1. Verwendung: First Use:

Blatt: 1 von 1
Sheet: 1 of 1

Werkstoff / Material

| | Tag/Date | Name |
|---|---|---|
| gezeichnet drawn | 17.11.2017 | Hollet |
| geprüft checked | | |
| Normgeor. Stand. check | | |

Maßstab / Scale: 1:1

Zeichnung Nr. / Drawing No.: 96.172.0553.0 13K

Index: a

Maße in mm / Dimensions are in mm

Vol. mm³ Oft./Srf. mm²

Ersatz für / Replacement for:

| Index | Datum / Blatt Date / Sheet | Änderung / Revision |
|---|---|---|
| a. | 14.05.2018 / | |

wieland
www.wieland-electric.com

Type: RST20I

Bennenung/Title: ST_CRIMP
male, crimp

Weitergabe sowie Vervielfältigung dieses Dokuments, Verwertung und Mitteilung seines Inhalts sind verboten, soweit nicht ausdrücklich gestattet.
The reproduction, distribution and utilization of this document as well as the communication of its contents to others without express authorization is prohibited.

These dimensions will be especially checked at delivery
Only inspection dimensions
With /E marked dimensions are only valid for internal use

Diese Maße werden bei Abnahme besonders geprüft
Ausschließlich Prüfmaße
Mit /E gekennzeichnete Maße sind nur für interne Zwecke gültig